

Here are some figures to consider while answering the following questions.

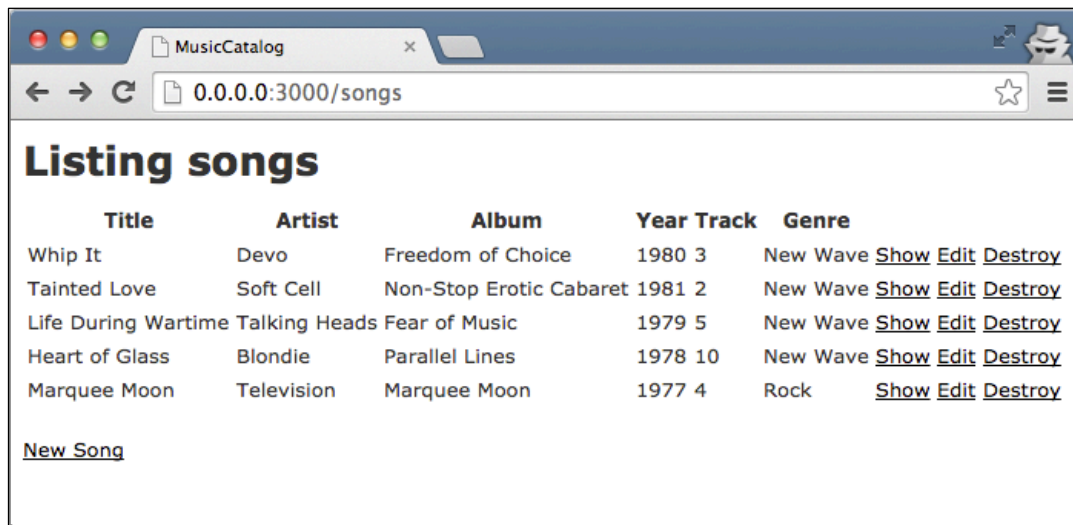


Figure 1. Example page from Music Catalog web app.

```
1 MusicCatalog::Application.routes.draw do
2   resources :songs
3 end
```

Figure 2. config/routes.rb

```
$ rake routes
Prefix Verb  URI Pattern          Controller#Action
songs  GET    /songs(.:format)    songs#index
       POST   /songs(.:format)    songs#create
new_song GET    /songs/new(.:format) songs#new
edit_song GET    /songs/:id/edit(.:format) songs#edit
song  GET    /songs/:id(.:format) songs#show
       PATCH /songs/:id(.:format) songs#update
       PUT    /songs/:id(.:format) songs#update
       DELETE /songs/:id(.:format) songs#destroy
```

Figure 3. Output of rake routes command.

```
1 # == Schema Information
2 #
3 # Table name: songs
4 #
5 # id      :integer      not null, primary key
6 # title   :string(255)
7 # artist  :string(255)
8 # album   :string(255)
9 # year    :string(255)
10 # track   :integer
11 # genre   :string(255)
12 # created_at :datetime
13 # updated_at :datetime
14 #
15
16 class Song < ActiveRecord::Base
17 end
```

Figure 4. app/models/song.rb

```
1 class CreateSongs < ActiveRecord::Migration
2   def change
3     create_table :songs do |t|
4       t.string :title
5       t.string :artist
6       t.string :album
7       t.string :year
8       t.integer :track
9       t.string :genre
10
11       t.timestamps
12     end
13   end
14 end
```

Figure 5. db/migrate/20140930033607_create_songs.rb

```

1 class SongsController < ApplicationController
2   def index
3     @songs = Song.all
4   end
5
6   def show
7     @song = Song.find(params[:id])
8   end
9
10  def new
11    @song = Song.new
12  end
13
14  def edit
15    @song = Song.find(params[:id])
16  end
17
18  def create
19    @song = Song.new(song_params)
20    respond_to do |format|
21      if @song.save
22        format.html { redirect_to @song, notice: 'Song was successfully created.' }
23        format.json { render action: 'show', status: :created, location: @song }
24      else
25        format.html { render action: 'new' }
26        format.json { render json: @song.errors, status: :unprocessable_entity }
27      end
28    end
29  end
30
31  def update
32    @song = Song.find(params[:id])
33    respond_to do |format|
34      if @song.update(song_params)
35        format.html { redirect_to @song, notice: 'Song was successfully updated.' }
36        format.json { head :no_content }
37      else
38        format.html { render action: 'edit' }
39        format.json { render json: @song.errors, status: :unprocessable_entity }
40      end
41    end
42  end
43
44  def destroy
45    @song = Song.find(params[:id])
46    @song.destroy
47    respond_to do |format|
48      format.html { redirect_to songs_url }
49      format.json { head :no_content }
50    end
51  end
52
53  private
54  # Never trust parameters from the scary internet, only allow the white list through.
55  def song_params
56    params.require(:song).permit(:title, :artist, :album, :year, :track, :genre)
57  end
58 end

```

Figure 6. app/controllers/songs_controller.rb

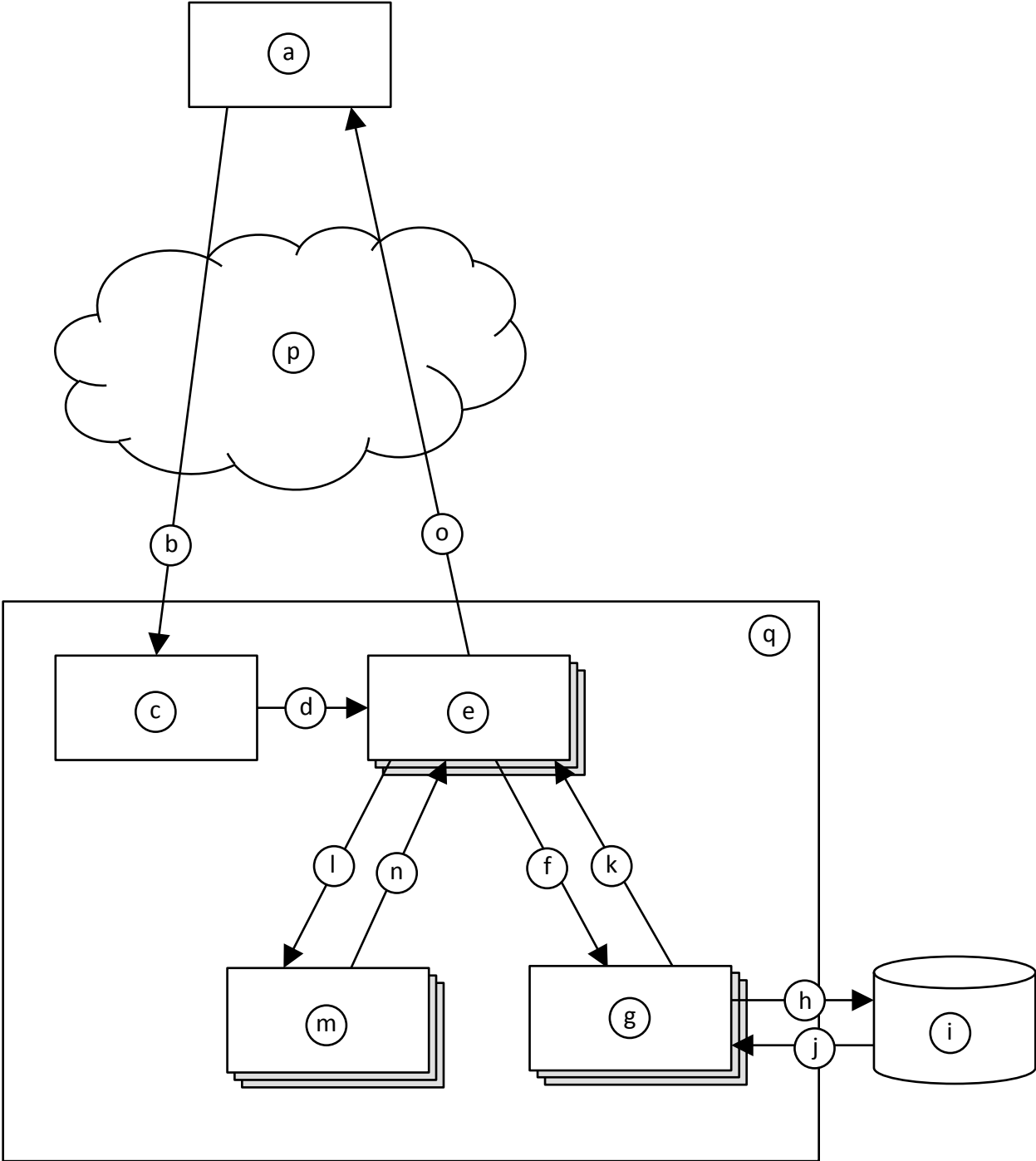
```

1 <h1>Listing songs</h1>
2
3 <table>
4   <thead>
5     <tr>
6       <th>Title</th>
7       <th>Artist</th>
8       <th>Album</th>
9       <th>Year</th>
10      <th>Track</th>
11      <th>Genre</th>
12      <th></th>
13      <th></th>
14      <th></th>
15    </tr>
16  </thead>
17
18  <tbody>
19    <% @songs.each do |song| %>
20      <tr>
21        <td><%= song.title %></td>
22        <td><%= song.artist %></td>
23        <td><%= song.album %></td>
24        <td><%= song.year %></td>
25        <td><%= song.track %></td>
26        <td><%= song.genre %></td>
27        <td><%= link_to 'Show', song %></td>
28        <td><%= link_to 'Edit', edit_song_path(song) %></td>
29        <td><%= link_to 'Destroy', song, method: :delete, data: { confirm: 'Are you sure?' } %></td>
30      </tr>
31    <% end %>
32  </tbody>
33 </table>
34
35 <br>
36
37 <%= link_to 'New Song', new_song_path %>

```

Figure 7. app/views/songs/index.html.erb

Problem: First consider this figure depicting the Rails MVC architecture.



Now, given the architectural diagram, think about how the web page in Figure 1 would have come to be displayed. Fill in each lettered item from the figure (blanks at left) the most appropriate label number (at right). Note that you will not use all of the label numbers.

- | | |
|----------|--|
| a. _____ | 1) routes.rb (Figure 2) |
| b. _____ | 2) song.rb (Figure 4) |
| c. _____ | 3) 20140930033607_create_songs.rb (Figure 5) |
| d. _____ | 4) songs_controller.rb (Figure 6) |
| e. _____ | 5) index.html.erb (Figure 7) |
| f. _____ | 6) Ye Olde Internet |
| g. _____ | 7) Rails server |
| h. _____ | 8) Web browser |
| i. _____ | 9) Call to SongsController#index |
| j. _____ | 10) Call to SongsController#show |
| k. _____ | 11) Call to Song::all |
| l. _____ | 12) Data returned by Song::all |
| m. _____ | 13) Call to Song::find |
| n. _____ | 14) Data returned by Song::find |
| o. _____ | 15) Call to CreateSongs#change |
| p. _____ | 16) Data returned from CreateSongs#change |
| q. _____ | 17) Call to index.html.erb (whatever that means) |
| | 18) Data returned from index.html.erb |
| | 19) Invocation of SQL query |
| | 20) Data returned form SQL query |
| | 21) HTTP GET request |
| | 22) HTTP response |
| | 23) Database |

Solution:

a. 8

b. 21

c. 1

d. 9

e. 4

f. 11

g. 2

h. 19

i. 23

j. 20

k. 12

l. 17

m. 5

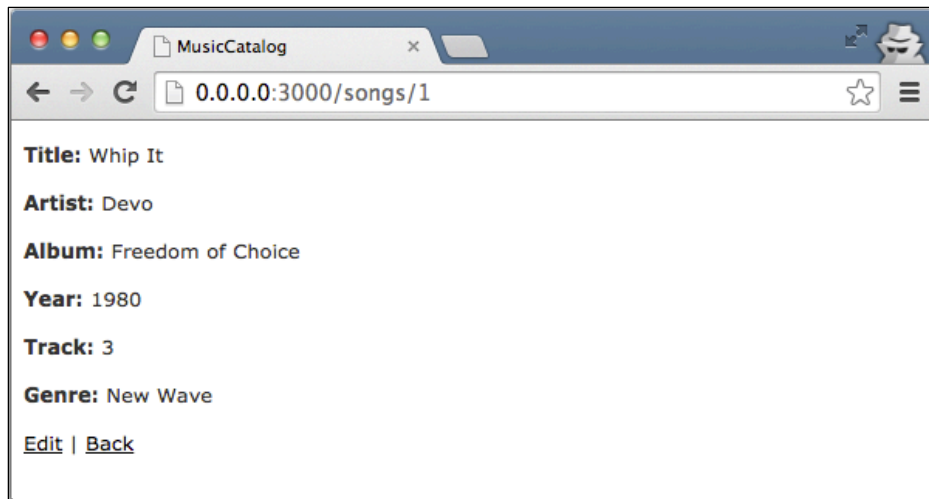
n. 18

o. 22

p. 6

q. 7

Problem: In Figure 1, if you were to click the “Show” link for “Whip It”, this page would display.



Write the ERB file for this page. Assume that a layout, `application.html.erb`, already exists, so your ERB need only include the main content being displayed. Your ERB must include the following types of HTML elements: **p** and **strong**.

Solution:

It's OK to omit line 1.

```
1 <p id="notice"><%= notice %></p>
2
3 <p>
4   <strong>Title:</strong>
5   <%= @song.title %>
6 </p>
7
8 <p>
9   <strong>Artist:</strong>
10  <%= @song.artist %>
11 </p>
12
13 <p>
14   <strong>Album:</strong>
15   <%= @song.album %>
16 </p>
17
18 <p>
19   <strong>Year:</strong>
20   <%= @song.year %>
21 </p>
22
23 <p>
24   <strong>Track:</strong>
25   <%= @song.track %>
26 </p>
27
28 <p>
29   <strong>Genre:</strong>
30   <%= @song.genre %>
31 </p>
32
33 <%= link_to 'Edit', edit_song_path(@song) %> |
34 <%= link_to 'Back', songs_path %>
```

Problem: Modify the web app such that the page from Figure 1 includes only songs from 1980 or later. Here are a few hints:

- To create a new array:
 - `my_array = Array.new`
- To add an item to the end of an array:
 - `my_array.push(my_item)`
- To convert a string to an integer:
 - `my_int = my_string.to_i`

Solution:

Here's one straightforward way to solve the problem by changing SongsController#index (in songs_controller.rb):

```
1  class SongsController < ApplicationController
2    def index
3      # BEFORE:
4      #@songs = Song.all
5      #
6      # AFTER:
7      @songs = Array.new
8      Song.all.each do |song|
9        if song.year.to_i >= 1980 then
10         @songs.push(song)
11       end
12     end
13   end
```

(The rest of the file remains unchanged.)

Problem: Imagine that you wanted to change the web app such that it now stores the name of the songwriter with each song. Answer the following in plain English.

- a. How would you go about updating the web app's "M" (as in MVC) component?
- b. How would you change the "V" files in the above figures?
- c. How would you change the "C" files in the above figures?

Solution:

- a. To update the model (“M”) component, you would need to create a new migration (similar to Figure 5). A common way to do this would be with this Rails command:

```
$ rails generate migration AddSongwriterToSongs songwriter:string
```

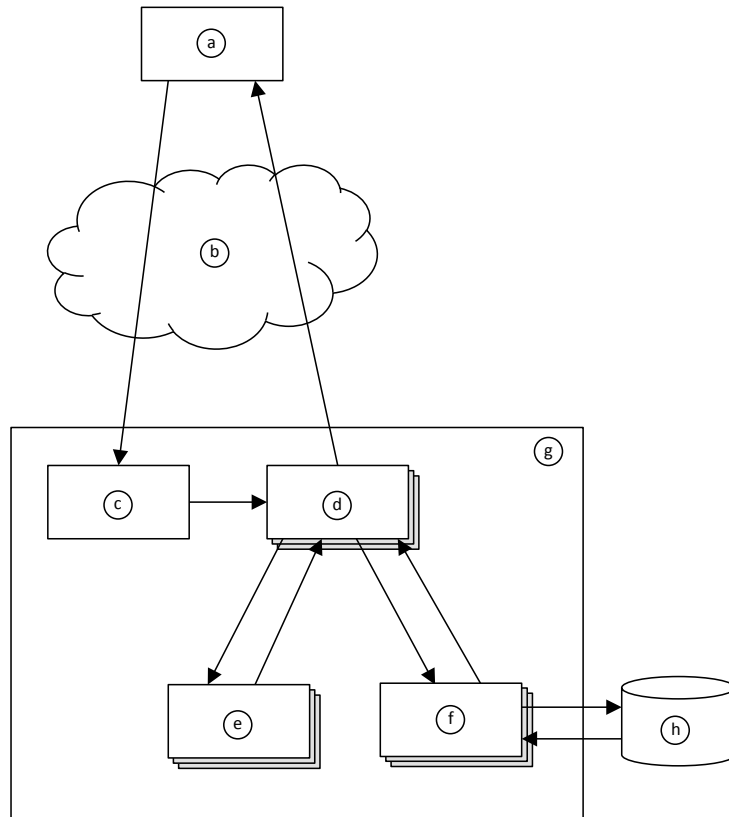
This command generates an appropriate migration file. Note that the class name after migration must be of the form `AddXxxToYyy`.

- b. The view (“V”) files above (i.e., the ERBs) would need to also display the songwriter values by adding appropriate HTML and calls to `song.songwriter`.
- c. In the controller (“C”) file above (`song_controller.rb`), the `song_params` method would need to be updated to account for the `:songwriter` parameter.

Problem:

Given the Rails MVC architectural diagram below, label each component.

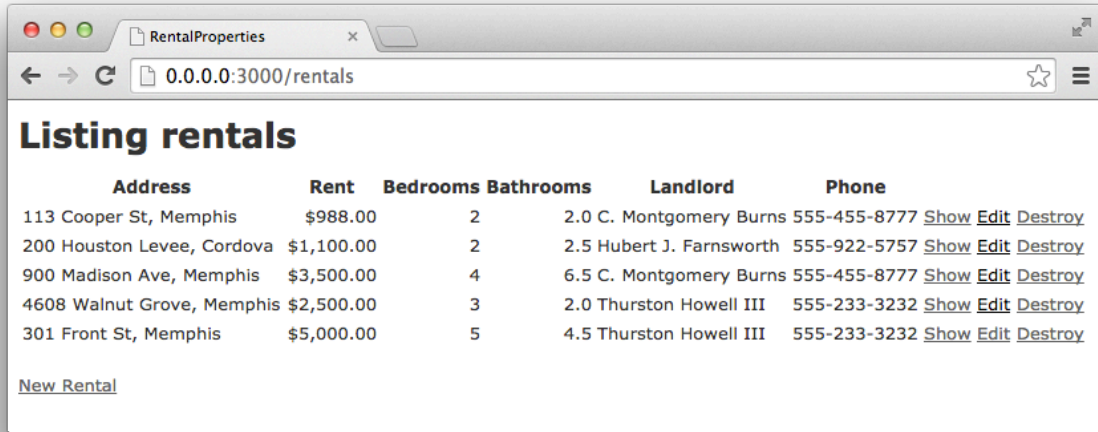
1. _____
2. _____
3. _____
4. _____
5. _____
6. _____
7. _____
8. _____



Solution:

1. Web Browser
2. Ye Olde Internet
3. Rails Router
4. Controller
5. View
6. Model
7. Rails Server
8. Database

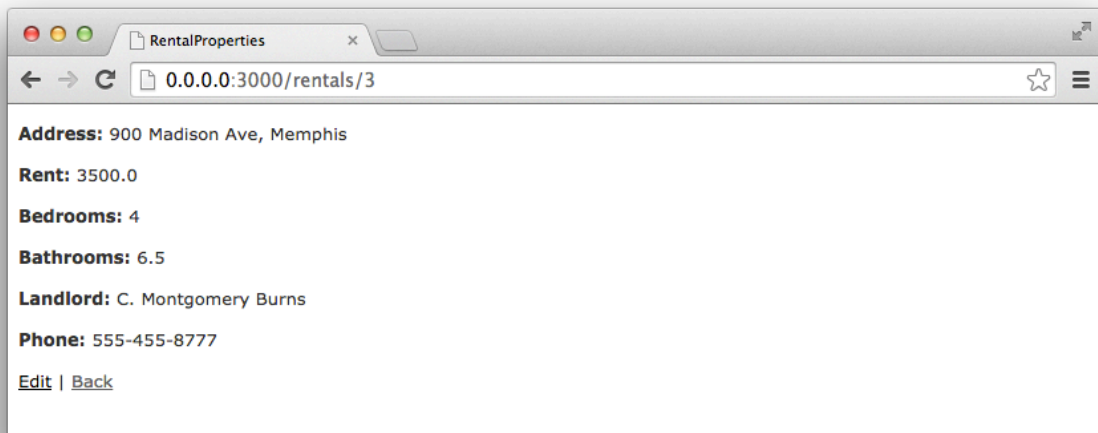
Here are some figures to consider while answering the following questions.



Address	Rent	Bedrooms	Bathrooms	Landlord	Phone
113 Cooper St, Memphis	\$988.00	2	2.0	C. Montgomery Burns	555-455-8777
200 Houston Levee, Cordova	\$1,100.00	2	2.5	Hubert J. Farnsworth	555-922-5757
900 Madison Ave, Memphis	\$3,500.00	4	6.5	C. Montgomery Burns	555-455-8777
4608 Walnut Grove, Memphis	\$2,500.00	3	2.0	Thurston Howell III	555-233-3232
301 Front St, Memphis	\$5,000.00	5	4.5	Thurston Howell III	555-233-3232

[New Rental](#)

Figure 8. Index page for rental-property web app.



Address: 900 Madison Ave, Memphis

Rent: 3500.0

Bedrooms: 4

Bathrooms: 6.5

Landlord: C. Montgomery Burns

Phone: 555-455-8777

[Edit](#) | [Back](#)

Figure 9. Show-rental page for rental-property web app.


```

$ rake routes
  Prefix Verb   URI Pattern          Controller#Action
  rentals GET    /rentals(.:format)  rentals#index
                POST   /rentals(.:format)  rentals#create
  new_rental GET    /rentals/new(.:format)  rentals#new
  edit_rental GET    /rentals/:id/edit(.:format)  rentals#edit
  rental GET    /rentals/:id(.:format)  rentals#show
                PATCH  /rentals/:id(.:format)  rentals#update
                PUT    /rentals/:id(.:format)  rentals#update
                DELETE /rentals/:id(.:format)  rentals#destroy

```

Figure 10. Result of "rake routes" command for rental-property web app.

```

1  # == Schema Information
2  #
3  # Table name: rentals
4  #
5  # id          :integer          not null, primary key
6  # address     :string(255)
7  # rent        :decimal(, )
8  # bedrooms   :integer
9  # bathrooms   :float
10 # landlord    :string(255)
11 # phone       :string(255)
12 # created_at  :datetime
13 # updated_at  :datetime
14 #
15
16 class Rental < ActiveRecord::Base
17 end

```

Figure 11. Rental-property web app file: app/models/rental.rb

```

1 ▼ class RentalsController < ApplicationController
2   def index
3     @rentals = Rental.all
4   end
5
6   def show
7     # YOUR ANSWER HERE
8   end
9
10  def new
11    @rental = Rental.new
12  end
13
14  def edit
15    @rental = Rental.find(params[:id])
16  end
17
18 ▼ def create
19   @rental = Rental.new(rental_params)
20 ▼   respond_to do |format|
21 ▼     if @rental.save
22       format.html { redirect_to @rental, notice: 'Rental was successfully created.' }
23       format.json { render action: 'show', status: :created, location: @rental }
24 ▼     else
25       format.html { render action: 'new' }
26       format.json { render json: @rental.errors, status: :unprocessable_entity }
27     end
28   end
29 end
... and so on ...

```


Figure 12. Rental-property web app file: app/controllers/rentals_controller.rb

```

1 <h1>Listing rentals</h1>
2
3 <table>
4   <thead>
5     <tr>
6       <th>Address</th>
7       <th>Rent</th>
8       <th>Bedrooms</th>
9       <th>Bathrooms</th>
10      <th>Landlord</th>
11      <th>Phone</th>
12      <th></th>
13      <th></th>
14      <th></th>
15    </tr>
16  </thead>
17
18  <tbody>
19    <%= @rentals.each do |rental| %>
20      <tr>
21        <td><%= rental.address %></td>
22        <td style="text-align: right;"><%= number_to_currency(rental.rent) %></td>
23        <td style="text-align: right;"><%= rental.bedrooms %></td>
24        <td style="text-align: right;"><%= rental.bathrooms %></td>
25        <td><%= rental.landlord %></td>
26        <td><%= rental.phone %></td>
27        <td><%= link_to 'Show', rental %></td>
28        <td><%= link_to 'Edit', edit_rental_path(rental) %></td>
29        <td><%= link_to 'Destroy', rental, method: :delete, data: { confirm: 'Are you sure?' } %>
30      </td>
31    </tr>
32    <%= end %>
33  </tbody>
34 </table>
35
36 <br>
37 <%= link_to 'New Rental', new_rental_path %>

```

Figure 13. Rental-property web app file: app/views/index.html.erb



Solution:

```
def show
  @rental = Rental.find(params[:id])
end
```

<p>

Address: <%= @rental.address %>

</p>

<p>

Rent: <%= @rental.rent %>

</p>

<p>

Bedrooms: <%= @rental.bedrooms %>

</p>

<p>

Bathrooms: <%= @rental.bathrooms %>

</p>

<p>

Landlord: <%= @rental.landlord %>

</p>

<p>

Phone: <%= @rental.phone %>

</p>

cont'd next page

<%= link_to 'Edit', edit_rental_path(@rental) %>

<%= link_to 'Back', rentals_path %>

Solution:

It would violate the single-responsibility principle (SRP) because a controller is responsible for translating between UI actions and operations on the model, whereas a view is responsible for UI presentation. Line 3 is an operation on the model — a controller responsibility. Moving this line into the view would mean that the view now has both view and controller responsibilities.

Here is a figure to consider while answering the following questions.

```
1 # id      :integer      not null, primary key
2 # name    :string
3 # email   :string
4 class User < ActiveRecord::Base
5   has_many :sales
6 end
```

```
1 # id      :integer      not null, primary key
2 class Sale < ActiveRecord::Base
3   belongs_to :user
4   has_many :line_items
5 end
```

```
1 # id      :integer      not null, primary key
2 # quantity :integer
3 class LineItem < ActiveRecord::Base
4   belongs_to :sale
5   belongs_to :item_description
6 end
```

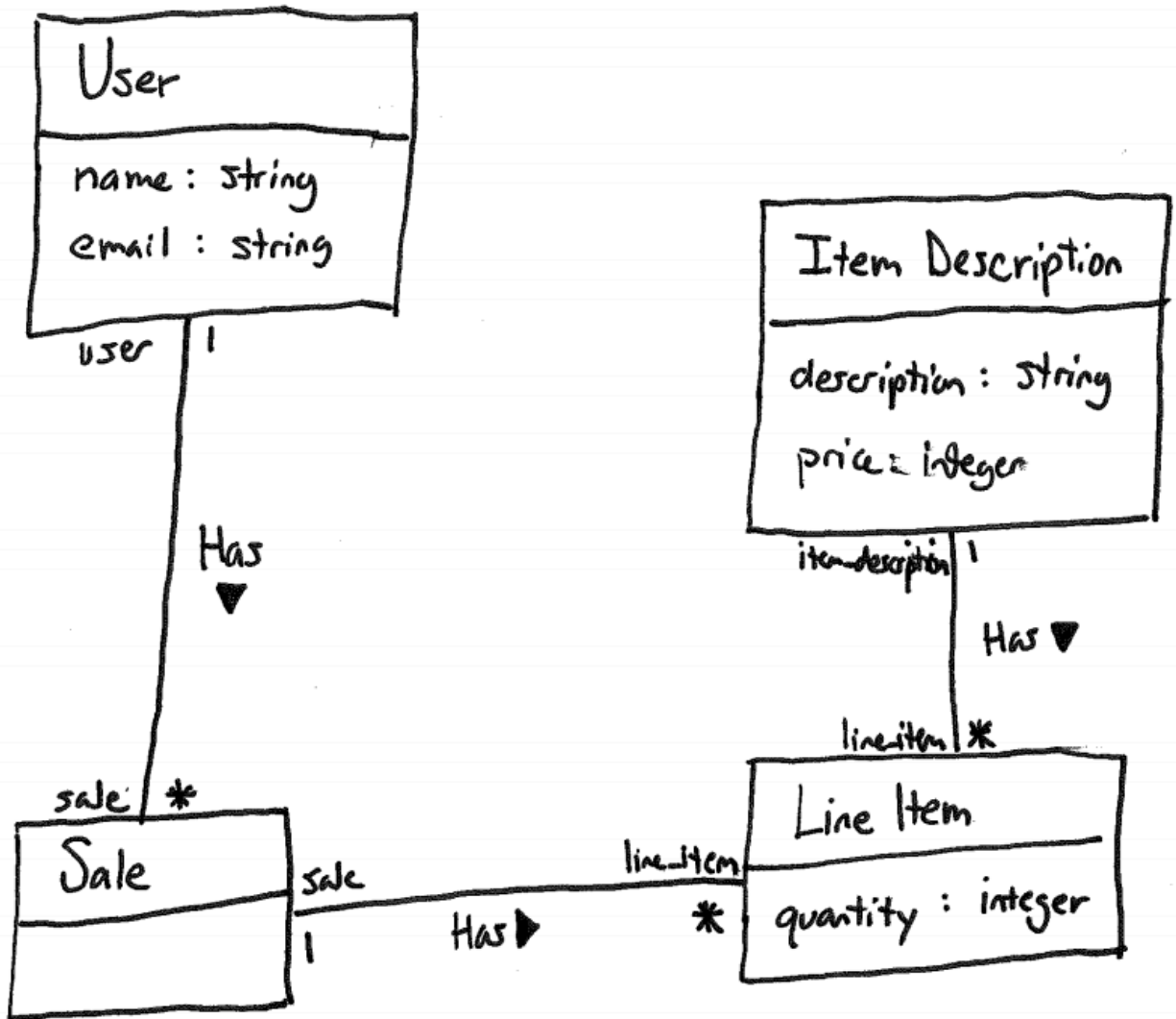
```
1 # id      :integer      not null, primary key
2 # description :string
3 # price    :integer
4 class ItemDescription < ActiveRecord::Base
5   has_many :line_items
6 end
```

Figure 14. Model classes for a point-of-sale system.

Problem:

Create a UML class diagram representing the Figure 14 point-of-sale model classes. Be sure to label all associations and association ends, and include all multiplicities. Don't include "id" attributes (objects have identity by default).

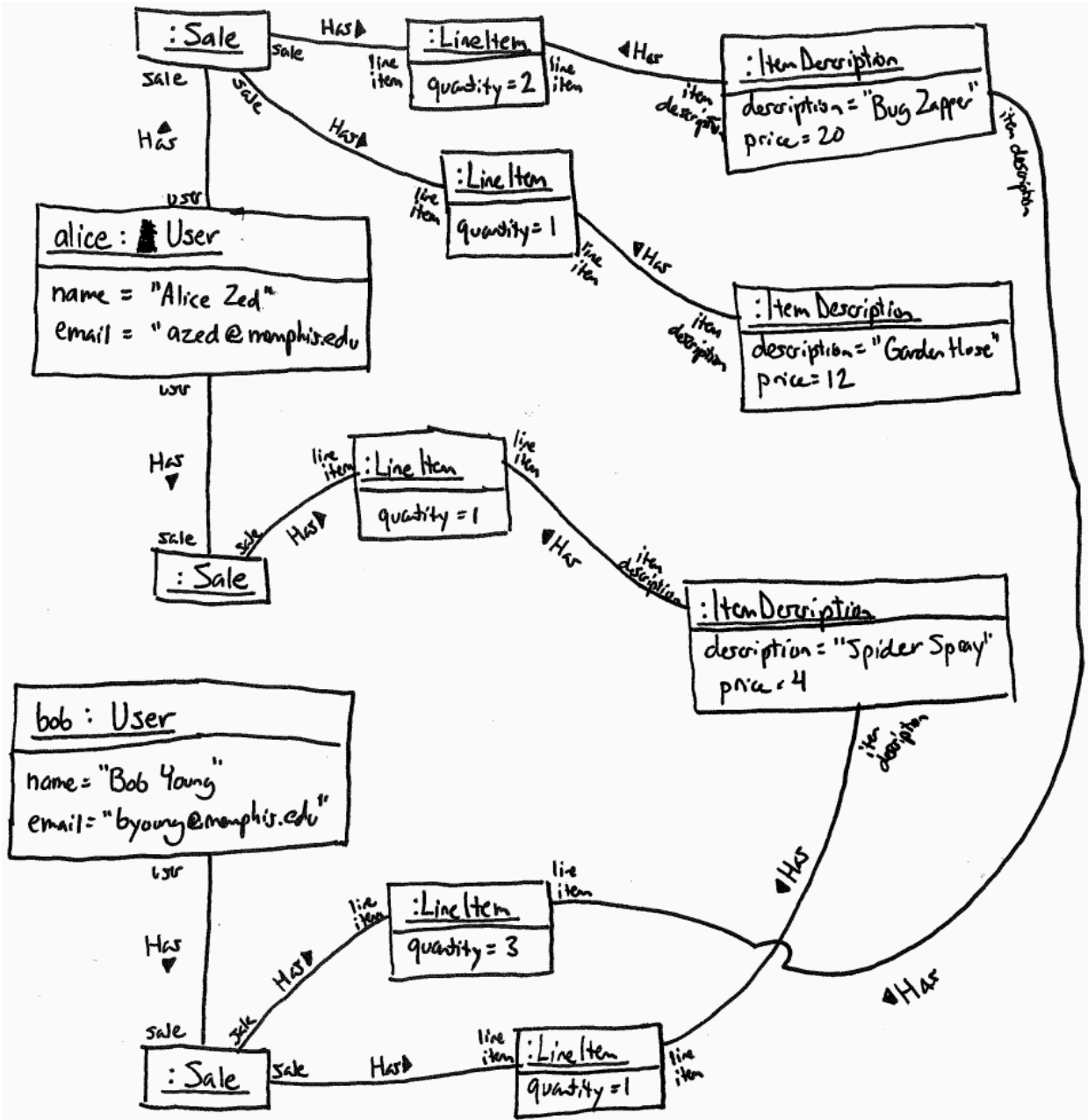
Solution:



Problem:

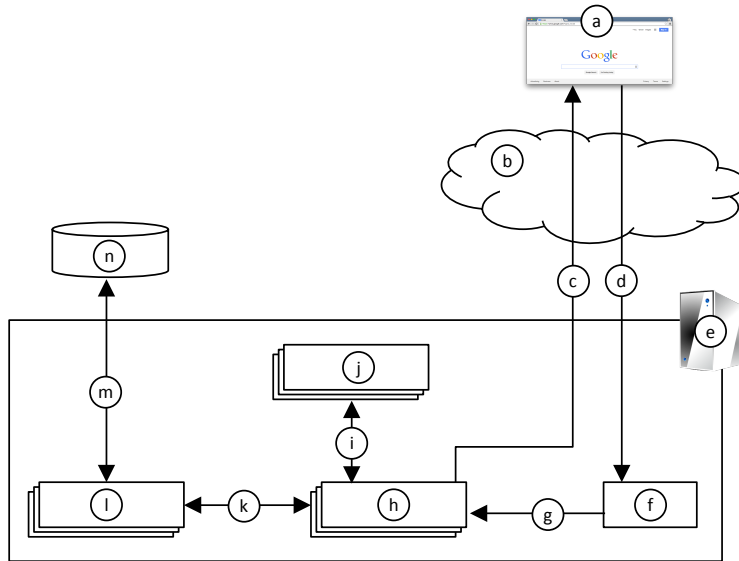
Consider the following execution of a point-of-sale system with the model in Figure 14. Two users register: Alice Zed (azed@memphis.edu) and Bob Young (byoung@memphis.edu). Alice purchases the following things: 2 Bug Zappers (\$20 each) and 1 Garden Hose (\$12 each). Bob purchases the following things: 3 Bug Zappers and 1 Spider Spray (\$4 each). Later, Alice makes another purchase: 1 Spider Spray. Create an object diagram that depicts the model objects after this execution.

Solution:



Problem:

Consider this architectural diagram:



For each lettered item, fill in the most appropriate label number.

- | | |
|----------|-------------------------------------|
| a. _____ | 1) Ye Olde Internet |
| b. _____ | 2) Invocation of Model Operations |
| c. _____ | 3) Rails Controller |
| d. _____ | 4) Rendering of View |
| e. _____ | 5) SQL Queries |
| f. _____ | 6) Relational Database |
| g. _____ | 7) HTTP Response |
| h. _____ | 8) Rails Server |
| i. _____ | 9) Web Browser |
| j. _____ | 10) Rails Router |
| k. _____ | 11) Invocation of Controller Action |
| l. _____ | 12) Rails View |
| m. _____ | 13) HTTP Request |
| n. _____ | 14) Rails Model |

Solutions:

a. 9

b. 1

c. 7

d. 13

e. 8

f. 10

g. 11

h. 3

i. 4

j. 12

k. 2

l. 14

m. 5

n. 6

1) Ye Olde Internet

2) Invocation of Model Operations

3) Rails Controller

4) Rendering of View

5) SQL Queries

6) Relational Database

7) HTTP Response

8) Rails Server

9) Web Browser

10) Rails Router

11) Invocation of Controller Action

12) Rails View

13) HTTP Request

14) Rails Model

The questions on the following pages refer to the example figures below. The figures show different aspects of a WeddingHelper web app that helps a wedding planner keep track of which guests have been sent invitations and thank-you letters, and what gifts the couple received from each guest. Because each correspondence (e.g., invitation) is often sent to a household of multiple people (such as a married couple) and each gift typically comes from all the people in a household, the system organizes the guests as a set of households, each made up of one or more people.

The system has three model classes, Household, Person, and Gift (see Figure 15) and a controller class for each (not shown). Figure 16 and Figure 17 show what the index pages for households and gifts, respectively, look like. Figure 18 and Figure 19 show the ERB code for each index page (partially elided in the case of Figure 19). Figure 20 shows partially elided test code for the Person model class, and Figure 21 a form for creating a new person. (Note that Rails knows that the plural of *person* is *people*.)

```

# Table name: households
#
# id :integer not null, primary key
# invitation_sent :boolean
# thankyou_sent :boolean
# created_at :datetime not null
# updated_at :datetime not null
#

class Household < ActiveRecord::Base
  has_many :people
  has_many :gifts
end

```

```

# Table name: people
#
# id :integer not null, primary key
# name :string
# email :string
# created_at :datetime not null
# updated_at :datetime not null
# household_id :integer
#

class Person < ActiveRecord::Base
  belongs_to :household
  validates :name, presence: true
end

```

```

# Table name: gifts
#
# id :integer not null, primary key
# name :string
# description :text
# has_receipt :boolean
# estimated_value :integer
# created_at :datetime not null
# updated_at :datetime not null
# household_id :integer
#

class Gift < ActiveRecord::Base
  belongs_to :household
end

```

Figure 15. Model classes for Wedding Helper web app.

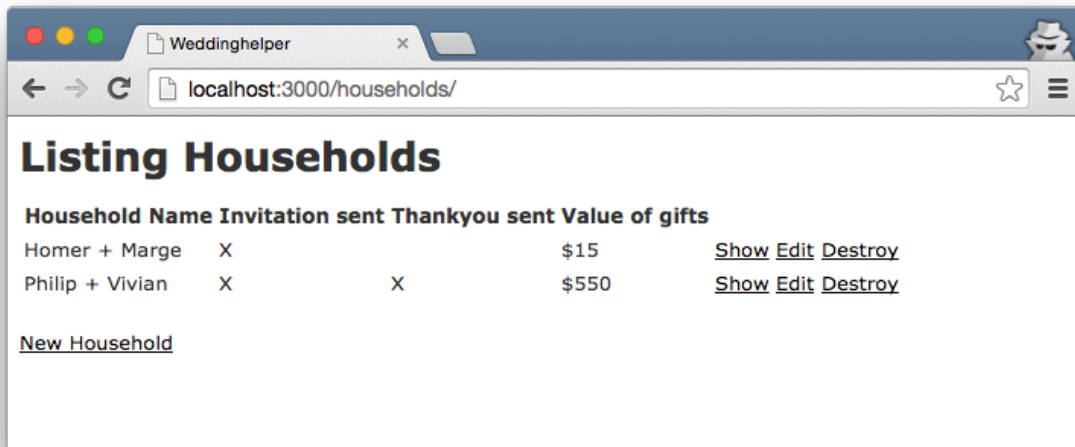


Figure 16. Index page for households.

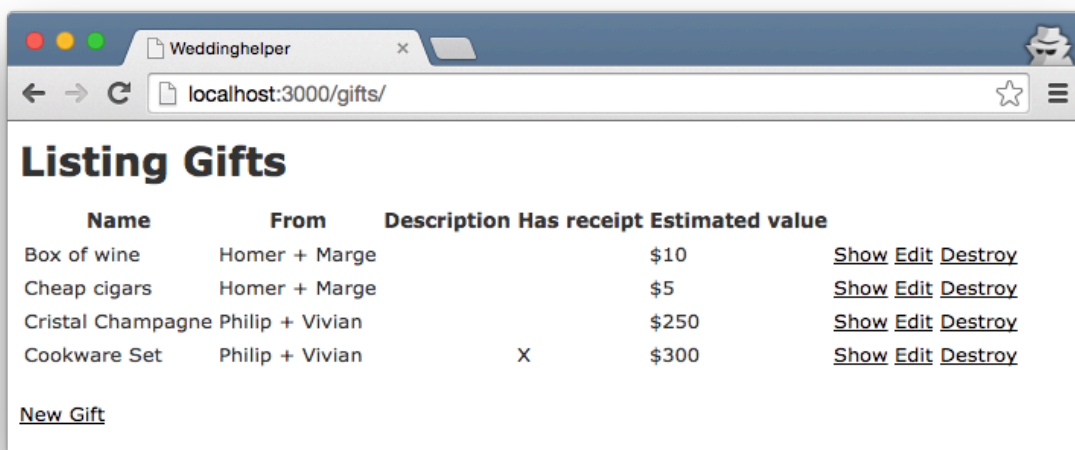


Figure 17. Index page for gifts. Note that the “Description” attribute happens to have been left empty in all cases.

```

<p id="notice"><%= notice %></p>

<h1>Listing Households</h1>

<table>
  <thead>
    <tr>
      <th>Household Name</th>
      <th>Invitation sent</th>
      <th>Thankyou sent</th>
      <th>Value of gifts</th>
      <th colspan="3"></th>
    </tr>
  </thead>

  <tbody>
    <% @households.each do |household| %>
      <tr>
        <td>
          <% household.people.each do |person| %>
            <%= person.name %>
            <% if person != household.people.last %>
              +
            <% end %>
          <% end %>
        </td>
        <td><% if household.invitation_sent %>X<% end %></td>
        <td><% if household.thankyou_sent %>X<% end %></td>
        <td>
          <%
            gift_total = 0
            household.gifts.each do |gift|
              gift_total += gift.estimated_value
            end
          %>
          $<%= gift_total %>
        </td>
        <td><%= link_to 'Show', household %></td>
        <td><%= link_to 'Edit', edit_household_path(household) %></td>
        <td><%= link_to 'Destroy', household, method: :delete, data: { confirm:
          'Are you sure?' } %></td>
      </tr>
    <% end %>
  </tbody>
</table>

<br>

<%= link_to 'New Household', new_household_path %>

```

Figure 18. View code for households index page.

```
<p id="notice"><%= notice %></p>
```

```
<h1>Listing Gifts</h1>
```

```
<table>
```

```
  <thead>
```

```
    <tr>
```

```
      <th>Name</th>
```

```
      <th>From</th>
```

```
      <th>Description</th>
```

```
      <th>Has receipt</th>
```

```
      <th>Estimated value</th>
```

```
      <th colspan="3"></th>
```

```
    </tr>
```

```
  </thead>
```

```
  <tbody>
```

Fill in this code

```
  </tbody>
```

```
</table>
```

```
<br>
```

```
<%= link_to 'New Gift', new_gift_path %>
```

Figure 19. Partially elided view code for gifts index page.

```
require 'test_helper'

class PersonTest < ActiveSupport::TestCase

  def setup
    @person = Person.new(name: "Homer", email: "homer@example.com")
  end

  test "name should be present" do
    

Fill in this code


  end

end
```

Figure 20. Model test case with elided code.

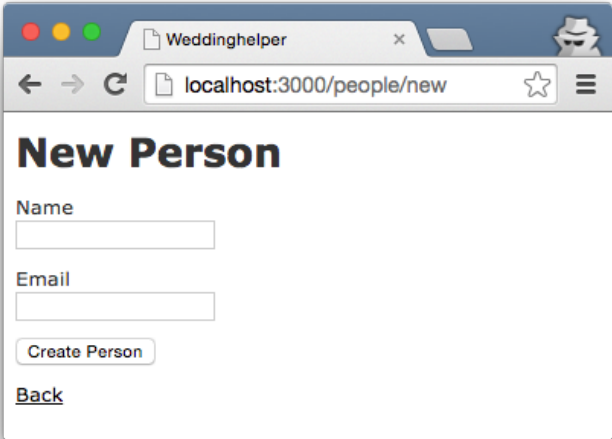
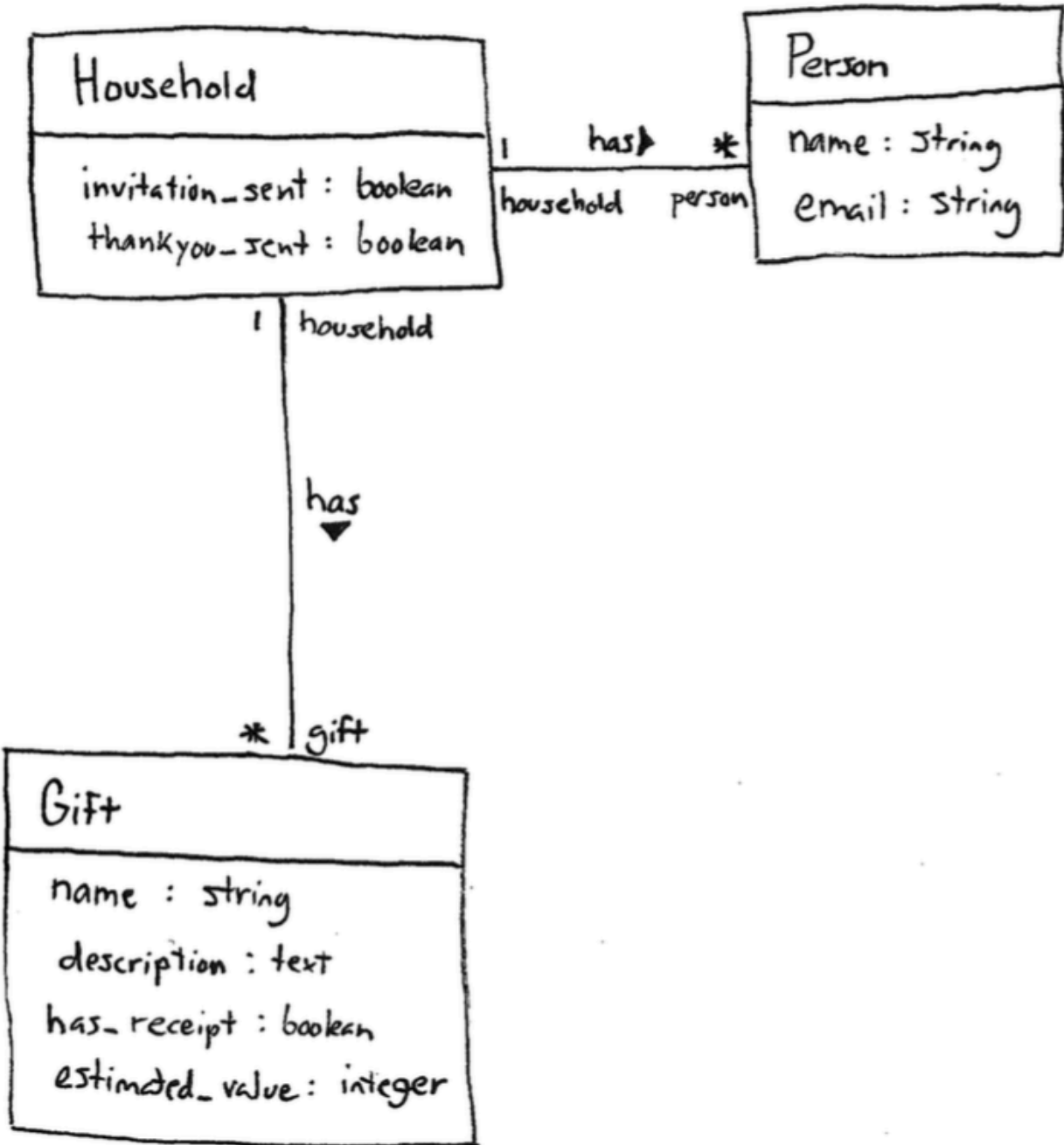


Figure 21. Form for creating a new person.

Problem:

Draw a UML class diagram that represents the model classes given in Figure 15. Be sure to label all associations and association ends, and include all multiplicities. Don't include "id" attributes (objects have identity by default). You may also omit the datetime attributes.

Solution:



Problem:

Write the missing ERB code in Figure 19 such that it renders pages that look like Figure 17. Do not hard code values. Rather, they should come from an `@gifts` object that was passed to the ERB. In particular, `@gifts` is an array of Gift objects.

Solution:

```
<% @gifts.each do |gift| %>
  <tr>
    <td><%= gift.name %></td>
    <td>
      <% gift.household.people.each do |person| %>
        <%= person.name %>
        <% if person != gift.household.people.last %>
          +
        <% end %>
      <% end %>
    </td>
    <td><%= gift.description %></td>
    <td><% if gift.has_receipt %>X<% end %></td>
    <td><%= gift.estimated_value %></td>
    <td><%= link_to 'Show', gift %></td>
    <td><%= link_to 'Edit', edit_gift_path(gift) %></td>
    <td><%= link_to 'Destroy', gift, method: :delete, data: { confirm: 'Are you sure?' } %>
      </td>
  </tr>
<% end %>
```

Problems:

1. In the household index view, `@households` is an array of all the household objects. In what method was that array populated? Give the class name and method name. (These aren't shown anywhere in this exam, but you should be able to make a sensible guess.)

2. Fill in the missing test code in Figure 20 such that the test checks that the model class' validation features will catch a missing name. Recall that all Rails model classes have a `valid?` method, and the test base class provides `assert` and `assert_not` methods.

Solutions:

1.

HouseholdsController # index

2.

```
@person.name = ""  
assert_not @person.valid?
```

Multiple-Choice Questions:

1. If you wanted to change the HTTP request URL that maps to a particular controller action, which Rails component would you need to modify?
 - a. Controller class
 - b. Model class
 - c. Routes class
 - d. Migration class
 - e. All of the above

2. Which of the following types of Rails components sets up the database tables?
 - a. Controller classes
 - b. Model classes
 - c. Routes classes
 - d. Migration classes
 - e. All of the above

3. What type of HTTP request would be generated by pressing the “Create Person” button in the form in Figure 21.
 - a. GET
 - b. POST
 - c. PATCH
 - d. DELETE
 - e. None of the above

4. After the HTTP request generated by Figure 21 is successfully processed on the server side, what should the server’s response to the browser be?
 - a. HTTP response with successful status and accompanying HTML
 - b. HTTP response with unsuccessful status (404 Not Found) and no HTML
 - c. HTTP redirect to another URL
 - d. No response
 - e. None of the above

Solutions:

1. c

2. d

3. b

4. c

The questions on the following pages refer to these example figures. The figures show different aspects of the *MeetMe* web app that enables people to post “meetup” opportunities to “boards”. Each city has its own board with one person who serves as coordinator.

```
# == Schema Information
#
# Table name: boards
#
# id          :integer          not null, primary key
# city        :string
# coordinator_name :string
# coordinator_email :string
# created_at   :datetime        not null
# updated_at   :datetime        not null
#
class Board < ActiveRecord::Base
  has_many :meetups
  validates :city, presence: true
  validates :coordinator_name, presence: true
  validates :coordinator_email, presence: true
end
```

```
# == Schema Information
#
# Table name: meetups
#
# id          :integer          not null, primary key
# who         :string
# where       :string
# when        :datetime
# created_at  :datetime        not null
# updated_at  :datetime        not null
# board_id   :integer
#
class Meetup < ActiveRecord::Base
  belongs_to :board
  validates :who, presence: true
  validates :where, length: { minimum: 3 }
  validates :when, presence: true
end
```

Figure 22. Model classes for the MeetMe web app.

```
mcdonalds:  
  who: Ronald McDonald  
  where: McDonald's  
  when: 2015-10-10 22:00:00
```

```
subway:  
  who: Jared Fogle  
  where: Subway  
  when: 2015-10-26 12:30:00
```

```
require 'test_helper'
```

```
class MeetupTest < ActiveSupport::TestCase
```

```
  # test "the truth" do  
  #   assert true  
  # end
```

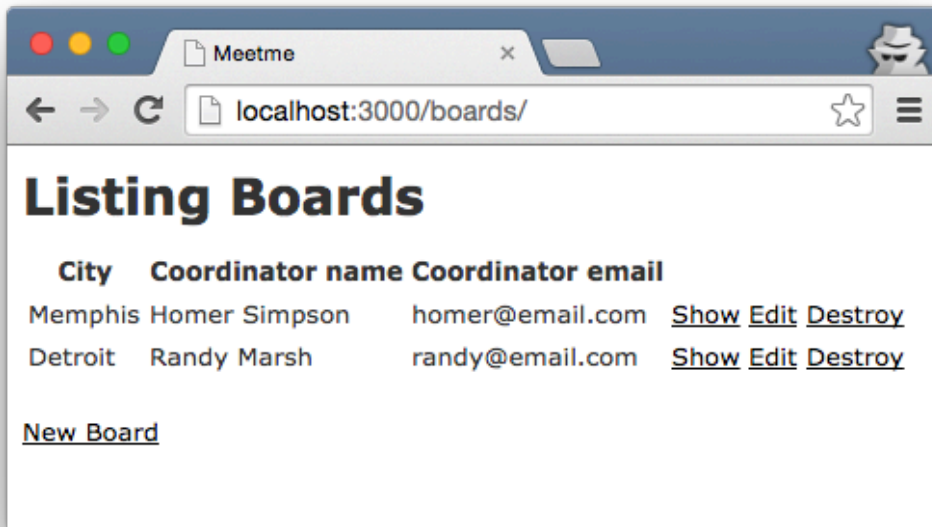
```
  test "where should be longer than 3 characters" do
```

Fill in this code

```
  end
```

```
end
```

Figure 23. Test fixture (upper) and test case (lower). [Oops. The test string should say “at least 3 characters”.]

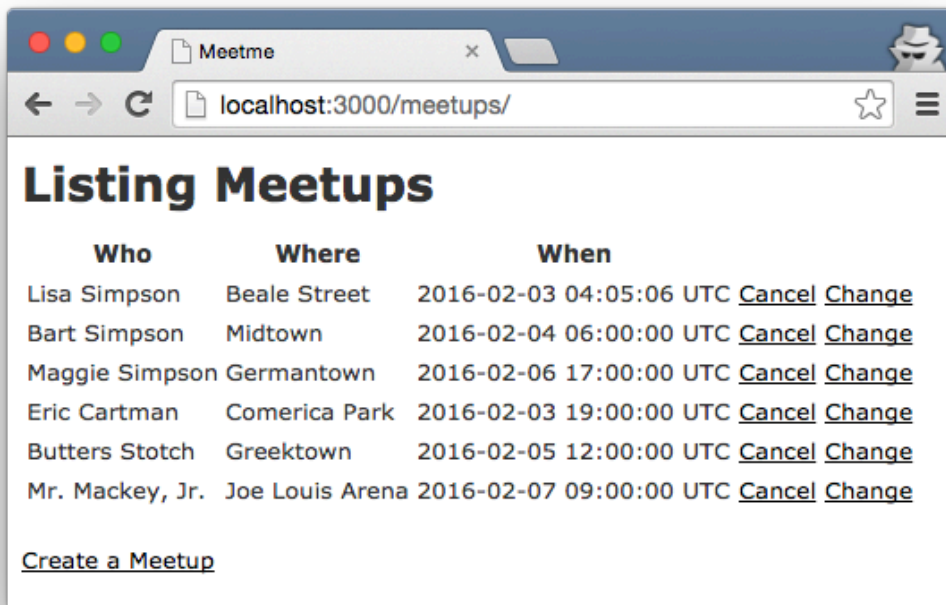


```

<h1>Listing Boards</h1>
<table>
  <thead>
    <tr>
      <th>City</th>
      <th>Coordinator name</th>
      <th>Coordinator email</th>
      <th colspan="3"></th>
    </tr>
  </thead>
  <tbody>
    <% @boards.each do |board| %>
      <tr>
        <td><%= board.city %></td>
        <td><%= board.coordinator_name %></td>
        <td><%= board.coordinator_email %></td>
        <td><%= link_to 'Show', board %></td>
        <td><%= link_to 'Edit', edit_board_path(board) %></td>
        <td><%= link_to 'Destroy', board, method: :delete, data: { confirm: 'Are you sure?' } %></td>
      </tr>
    <% end %>
  </tbody>
</table>
<br>
<%= link_to 'New Board', new_board_path %>

```

Figure 24. "index" page for the Board model class.



```

<p id="notice"><%= notice %></p>
<h1>Listing Meetups</h1>
<table>
  <thead>
    <tr>
      <th>Who</th>
      <th>Where</th>
      <th>When</th>
      <th colspan="2"></th>
    </tr>
  </thead>
  <tbody>
    <tr>
      <td>Lisa Simpson</td>
      <td>Beale Street</td>
      <td>2016-02-03 04:05:06 UTC</td>
      <td><a href="#">Cancel</a> <a href="#">Change</a></td>
    </tr>
    <tr>
      <td>Bart Simpson</td>
      <td>Midtown</td>
      <td>2016-02-04 06:00:00 UTC</td>
      <td><a href="#">Cancel</a> <a href="#">Change</a></td>
    </tr>
    <tr>
      <td>Maggie Simpson</td>
      <td>Germantown</td>
      <td>2016-02-06 17:00:00 UTC</td>
      <td><a href="#">Cancel</a> <a href="#">Change</a></td>
    </tr>
    <tr>
      <td>Eric Cartman</td>
      <td>Comerica Park</td>
      <td>2016-02-03 19:00:00 UTC</td>
      <td><a href="#">Cancel</a> <a href="#">Change</a></td>
    </tr>
    <tr>
      <td>Butters Stotch</td>
      <td>Greektown</td>
      <td>2016-02-05 12:00:00 UTC</td>
      <td><a href="#">Cancel</a> <a href="#">Change</a></td>
    </tr>
    <tr>
      <td>Mr. Mackey, Jr.</td>
      <td>Joe Louis Arena</td>
      <td>2016-02-07 09:00:00 UTC</td>
      <td><a href="#">Cancel</a> <a href="#">Change</a></td>
    </tr>
  </tbody>
</table>
<br>
<%= link_to 'Create a Meetup', new_meetup_path %>

```

Figure 25. "index" view for the Meetup model class. "Cancel" deletes a meetup, and "Change" links to an edit form.

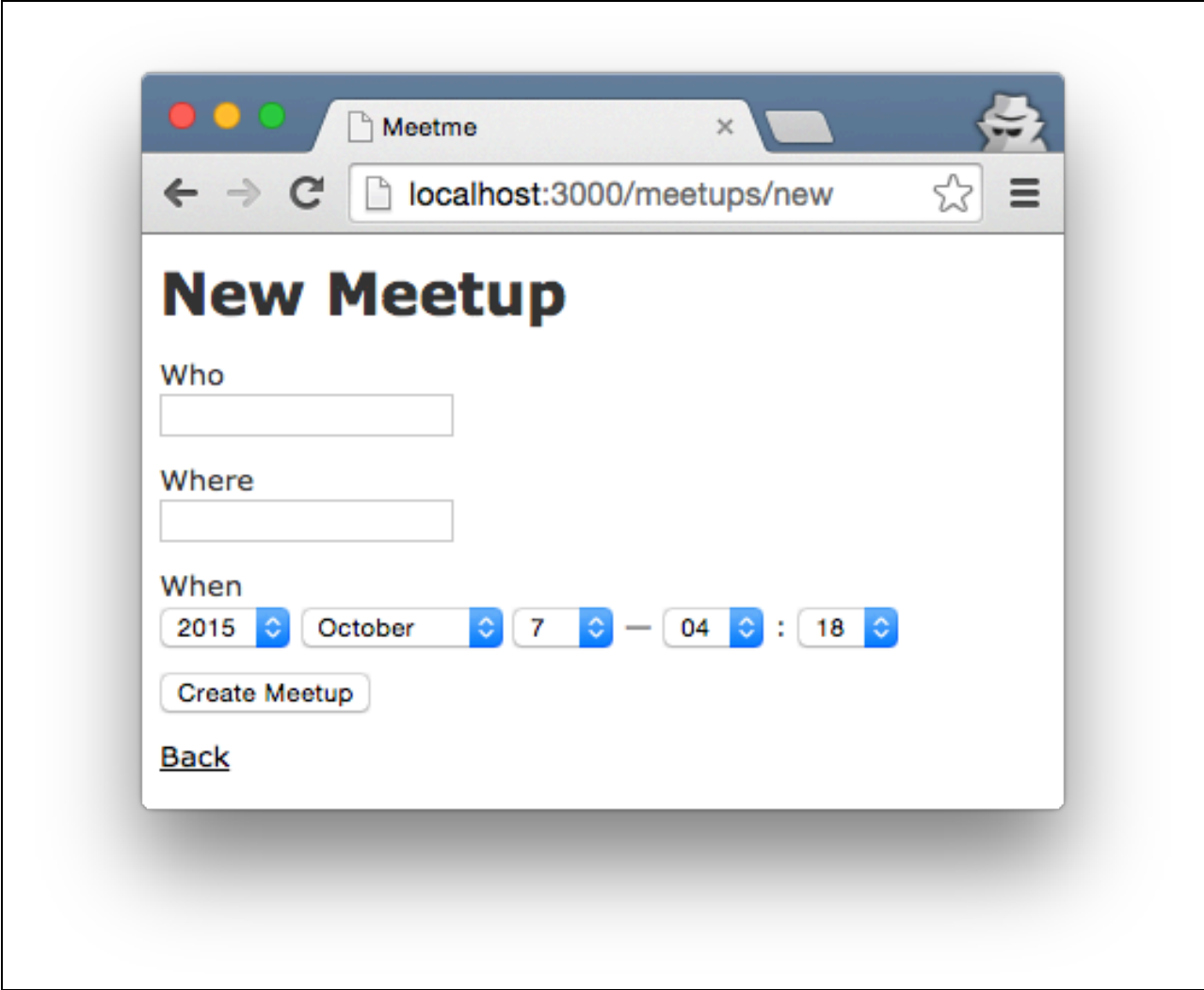


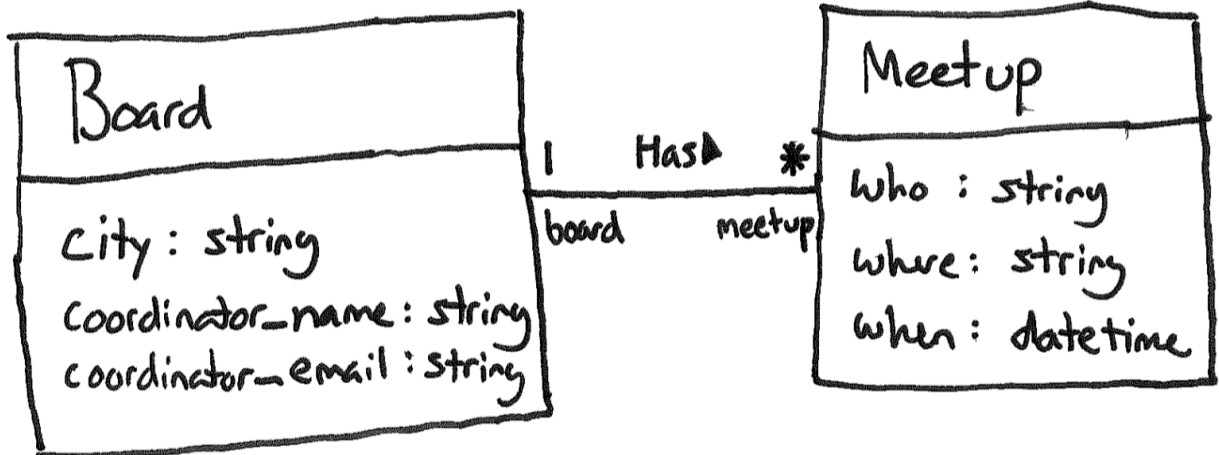
Figure 26. The form for creating a new meetup.

Problem:

Draw a UML class diagram that represents the model classes given in Figure 22. Be sure to label all associations and association ends, and include all multiplicities. Don't include "id" attributes (objects have identity by default). You may also omit the "datetime" attributes that Rails provides by default.

Solution:

Draw a UML class diagram that represents the model classes given in Figure 22. Be sure to label all associations and association ends, and include all multiplicities. Don't include "id" attributes (objects have identity by default). You may also omit the "datetime" attributes that Rails provides by default.



Problem:

Fill in the missing test code in Figure 23 such that the test checks that the model class' validation will catch a "where" attribute that has too few characters. Recall that all Rails model classes have a `valid?` method, and the test base class provides `assert` and `assert_not` methods. Also, you can retrieve a model fixture object with a line like this:

```
subway = meetups(:subway)
```

Solution:

Fill in the missing test code in Figure 23 such that the test checks that the model class' validation will catch a "where" attribute that has too few characters. Recall that all Rails model classes have a `valid?` method, and the test base class provides `assert` and `assert_not` methods. Also, you can retrieve a model fixture object with a line like this:

```
subway = meetups(:subway)
```

```
subway = meetups(:subway)
subway.where = "X"
assert_not subway.valid?
```

Problem:

Write the missing ERB code in Figure 25 such that it renders pages that look like the page depicted in the figure. Do not hard code values. Rather, they should come from an `@meetups` object that is passed to the ERB. In particular, `@meetups` is an array of `Meetup` objects.

Solution:

Write the missing ERB code in Figure 25 such that it renders pages that look like the page depicted in the figure. Do not hard code values. Rather, they should come from an `@meetups` object that is passed to the ERB. In particular, `@meetups` is an array of `Meetup` objects.

```
<% @meetups.each do |meetup| %>
  <tr>
    <td><%= meetup.who %></td>
    <td><%= meetup.where %></td>
    <td><%= meetup.when %></td>
    <td><%= link_to 'Cancel', meetup, method: :delete %></td>
    <td><%= link_to 'Change', edit_meetup_path(meetup) %></td>
  </tr>
<% end %>
```

Multiple-Choice Questions:

1. What type of HTTP request would be generated by pressing the “Create Meetup” button on the form in Figure 26.
 - a. GET
 - b. POST
 - c. PATCH
 - d. DELETE
 - e. None of the above

2. Which of the following lines of code would the `MeetupsController#index` action contain?
 - a. `@meetup = Meetup.new`
 - b. `@meetup = Meetup.find(params[:id])`
 - c. `@meetup = Meetup.new(meetup_params)`
 - d. `@meetups = Meetup.all`
 - e. None of the above

3. Which of the following lines of code would the `MeetupsController#new` action likely contain?
 - a. `@meetup = Meetup.new`
 - b. `@meetup = Meetup.find(params[:id])`
 - c. `@meetup = Meetup.new(meetup_params)`
 - d. `@meetups = Meetup.all`
 - e. None of the above

4. True or false? Controller actions that modify the database (such as the `create` action) should end by sending an HTTP redirect response to the browser (instead of rendering an HTML page to send in the response).
 - a. True
 - b. False

Solutions:

1. b

2. d

3. a

4. a