

**Multiple-Choice Questions:**

1. Which of these terms best describes Git?
  - a. Integrated Development Environment
  - b. Distributed Version Control System
  - c. Issue Tracking System
  - d. Web-Based Repository Hosting Service
  - e. None of the above
  
2. Which of the following problems does Git help solve?
  - a. Recovering older versions of a software project
  - b. Developing multiple versions of a software project in parallel
  - c. Merging changes to a software project made by collaborating developers working in parallel
  - d. All of the above
  - e. None of the above
  
3. Which of these terms best describes GitHub?
  - a. Integrated Development Environment
  - b. Distributed Version Control System
  - c. Issue Tracking System
  - d. Web-Based Repository Hosting Service
  - e. None of the above

4. Which of these Git client commands creates a copy of the repository and a working directory in the client's workspace. (Choose one.)
  - a. update
  - b. checkout
  - c. clone
  - d. import
  - e. None of the above
  
5. True or False? In Git, if you want to make your local repository reflect changes that have been made in a remote (tracked) repository, you should run the pull command.
  - a. True
  - b. False
  
6. In Git, which error would you get if you try to push master-branch changes to a remote repository, and someone else pushed changes to that same branch while you were making your changes? (Choose one.)
  - a. Rejected
  - b. 404
  - c. 500
  - d. Access denied
  - e. 400 Bad request
  
7. If you want to make radical changes to your team's project and don't want to impact the rest of the team, you should implement your changes in ...
  - a. ... a tag.
  - b. ... the trunk.
  - c. ... the root.
  - d. ... a branch.
  - e. None of the above

8. Imagine that you just joined a development team that uses Git for version control and collaboration. To start contributing to the project, what Git operation would you most likely invoke first?
- a. checkout
  - b. clone
  - c. export
  - d. revert
  - e. update
9. Now, imagine that you have a local repository, but other team members have pushed changes into the remote repository. What Git operation would you use to download those changes into your working copy?
- a. checkout
  - b. commit
  - c. export
  - d. pull
  - e. update
10. The Git **clone** command does which of the following?
- a. Creates a working directory
  - b. Makes a local copy of the repository
  - c. Commits a new branch
  - d. a and b
  - e. a, b, and c

11. Which Git command changes where the HEAD pointer points and modifies the contents of the working directory?

- a. checkout
- b. merge
- c. mv
- d. pull
- e. None of the above

12. Which one of the following is not part of the data structure of a Git repository?

- a. Body element
- b. Branch pointer
- c. Commit object
- d. HEAD pointer
- e. None of the above (i.e., they are all parts)

**Solutions:**

1. b

2. d

3. d

4. c

5. a

6. a

7. d

8. b

9. d

10. d

11. a

12. a

**Problem:**

Consider the following scenario involving Git. Alice and Bob are both working on a shared project **MyProj** that is stored in a remote Git repository. Bob does a **clone** on the remote repository. What two things does Git create when Bob issues the **clone** command?

Next, Bob edits the **MyProj** file **foo.rb**. Then, he does a **commit** and a **push**. What does Git do when Bob issues these commands?

Next, Alice does a **clone** on **MyProj**. Then, Alice and Bob both edit **foo.rb** in parallel. **foo.rb** has over 100 lines of code. Alice edits a couple lines at the top of the file, and Bob edits a couple lines at the bottom of the file. Then, Bob does a **commit** and a **push**. Finally, Alice does a **commit** and a **push**. What does Git do when Alice issues the **push** command?

What Git commands should Alice issue next and what would the result of the command be?

### Solution:

Consider the following scenario involving Git. Alice and Bob are both working on a shared project **MyProj** that is stored in a remote Git repository. Bob does a **clone** on the remote repository. What two things does Git create when Bob issues the **clone** command?

When Bob issues the **checkout** command, Git creates a local copy of the **MyProj** repository and a working directory that contains the latest snapshot of the project files.

Next, Bob edits the **MyProj** file **foo.rb**. Then, he does an **add**, a **commit** and a **push**. What does Git do when Bob issues these commands?

The **add** commands “stages” the changes. The **commit** command updates Bob’s local repository to reflect the changes. The **push** command updates the remote repository to reflect the changes in Bob’s local repository.

Next, Alice does a **clone** on **MyProj**. Then, Alice and Bob both edit **foo.rb** in parallel. **foo.rb** has over 100 lines of code. Alice edits a couple lines at the top of the file, and Bob edits a couple lines at the bottom of the file. Then, Bob does an **add/commit/push**. Finally, Alice does a **add/commit/push**. What does Git do when Alice issues the **push** command?

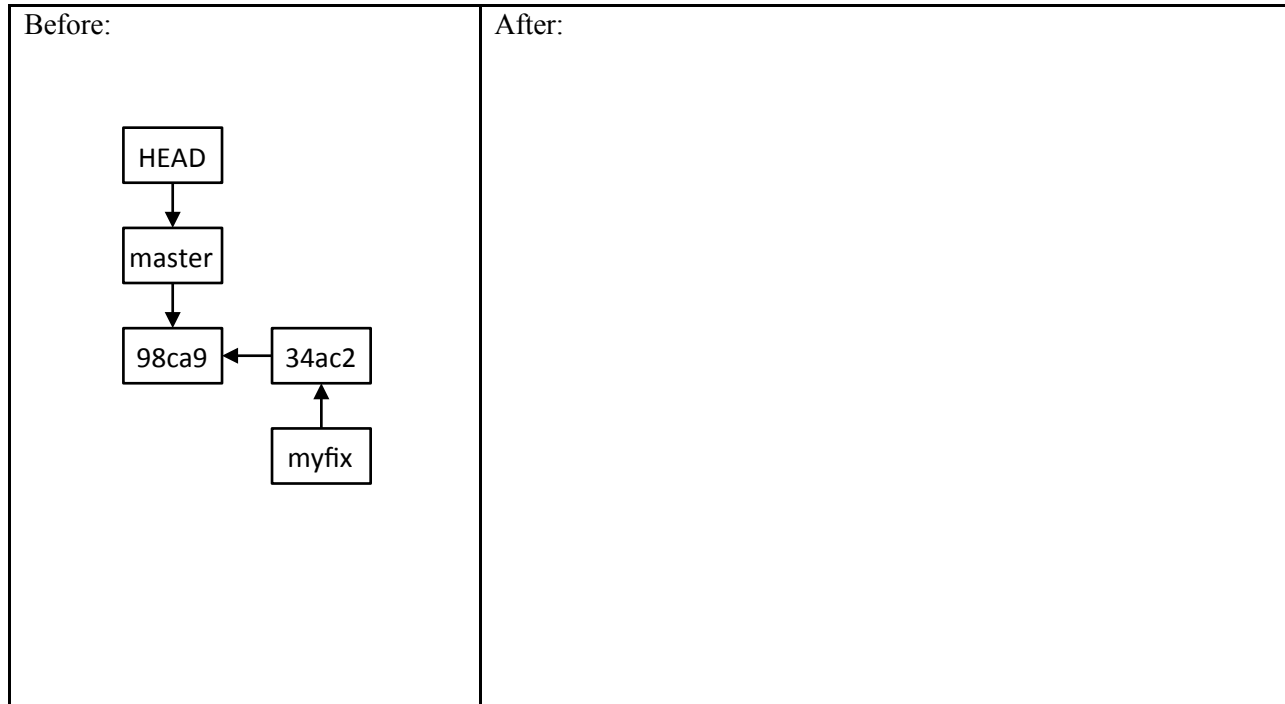
When Alice issues the **push** command, Git rejects her push because the remote branch has changed since the last time she pulled from it.

What Git commands should Alice issue next and what would the result of the command be?

Alice should do a **pull** on the remote repository. That will update her current branch in her local repository as well as her working directory. The update will both download the changes in the remote repository and merge them into her current branch. To then upload the merged changes, she would need to do an **add/commit/push**.

**Problems:**

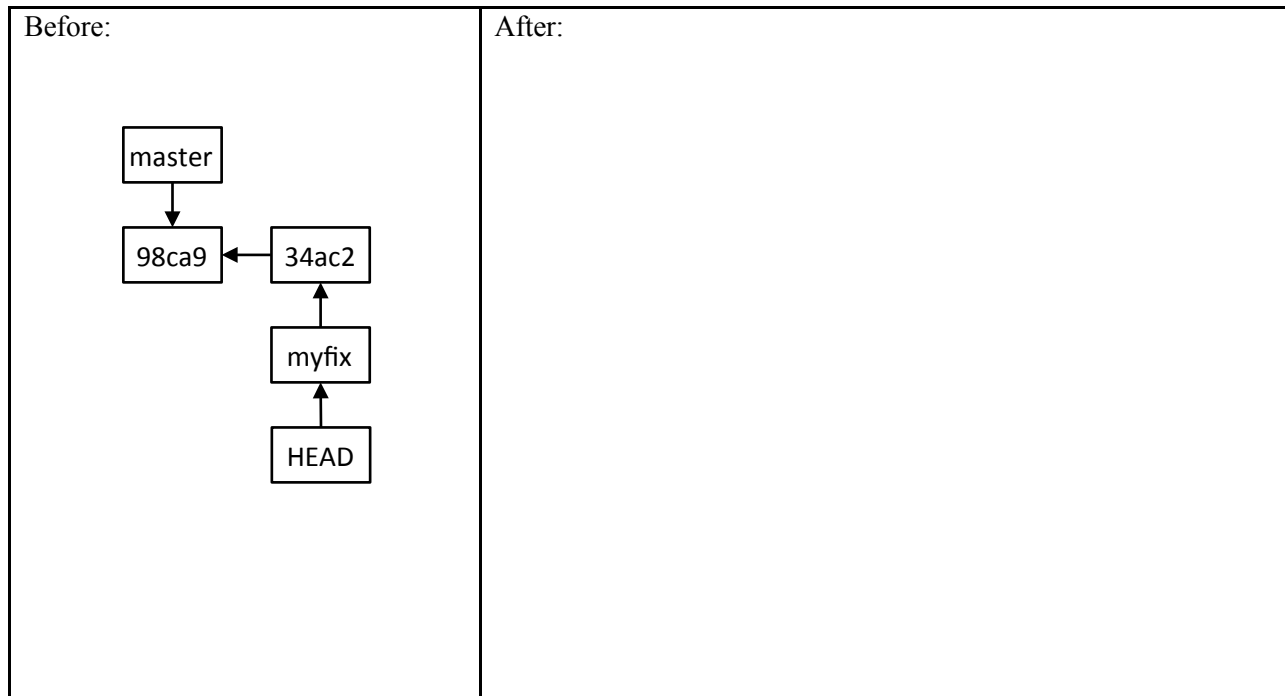
Draw the state of the pictured repository after a Git **commit** operation (make up a hash).



Draw the state of the pictured repository after running the following commands.

```
$ git checkout master
```

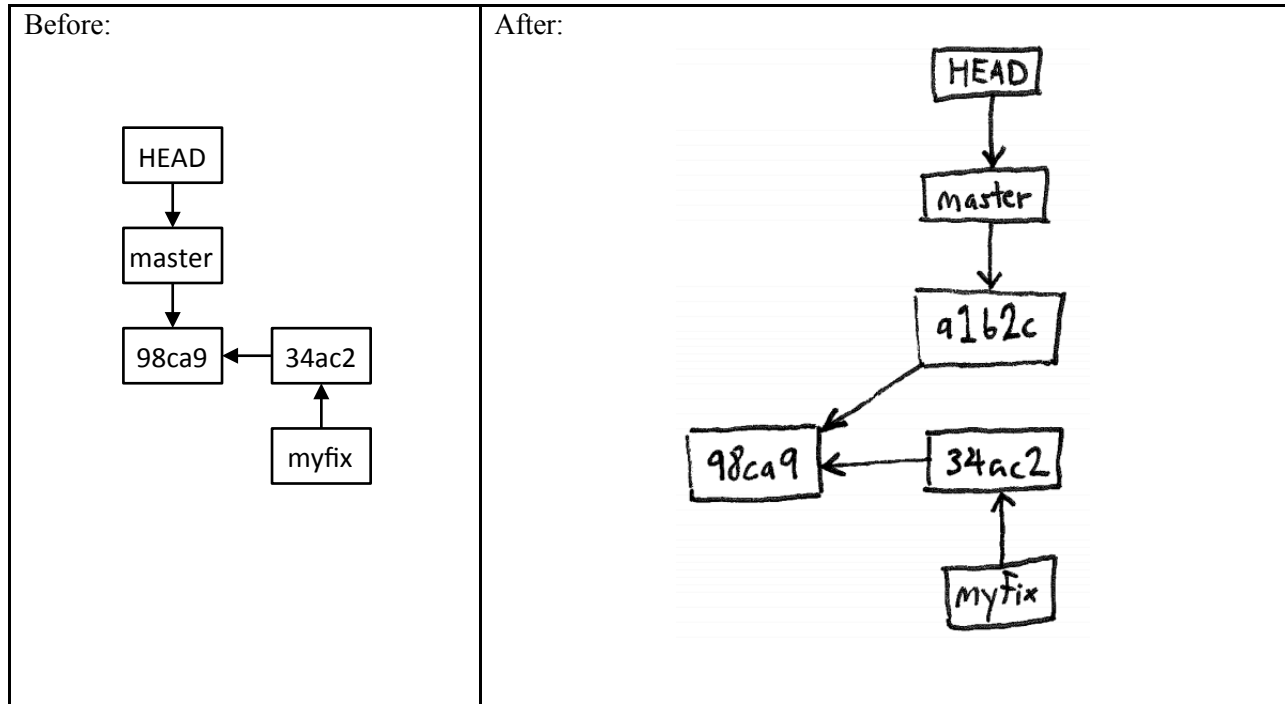
```
$ git merge myfix
```





**Solutions:**

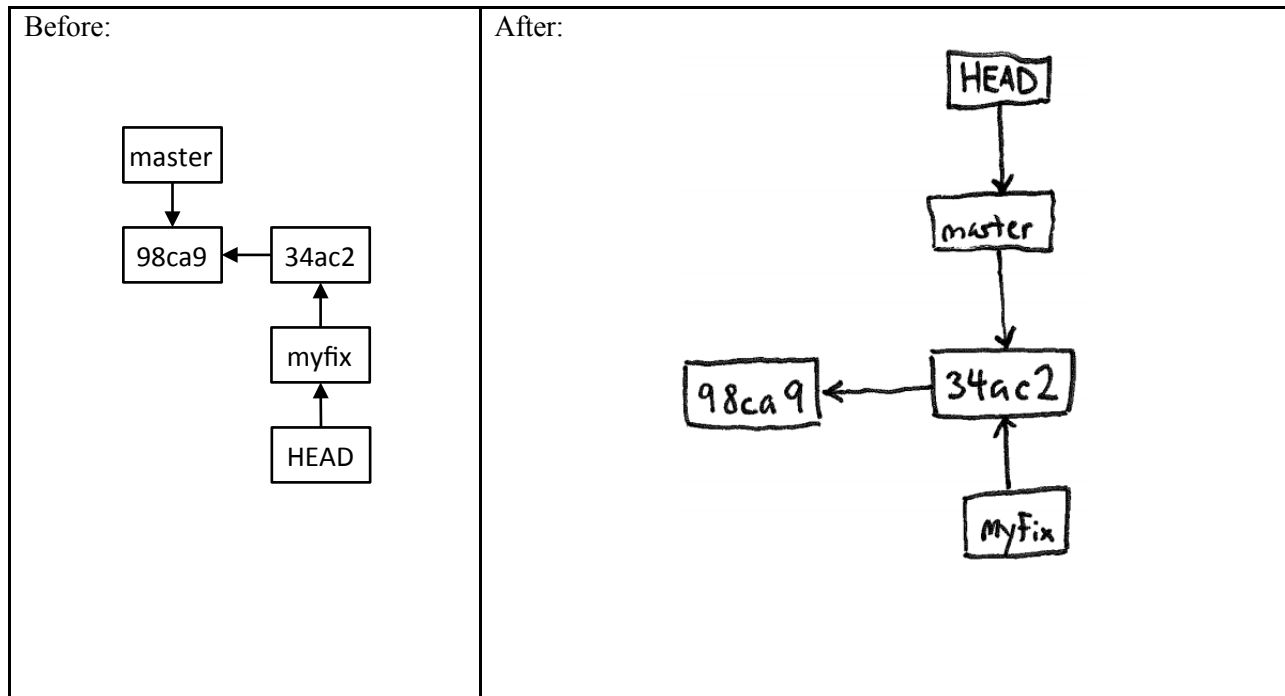
Draw the state of the pictured repository after a Git **commit** operation (make up a hash).



Draw the state of the pictured repository after running the following commands.

`$ git checkout master`

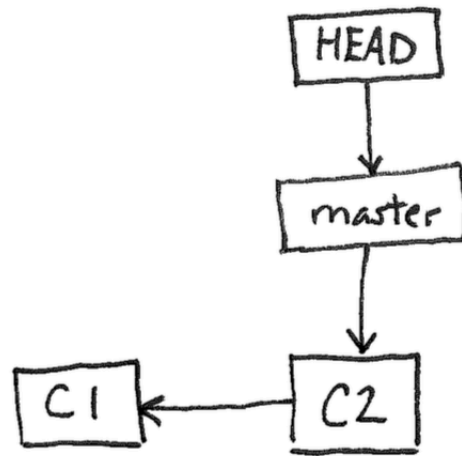
`$ git merge myfix`



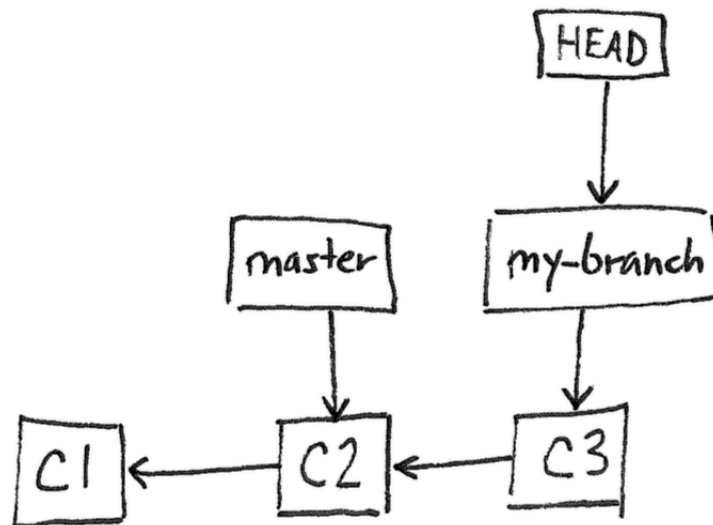


Solutions:

1.



2.



## Multiple-Choice Questions:

Consider these four versions of a Rails model file, *cat.rb*:

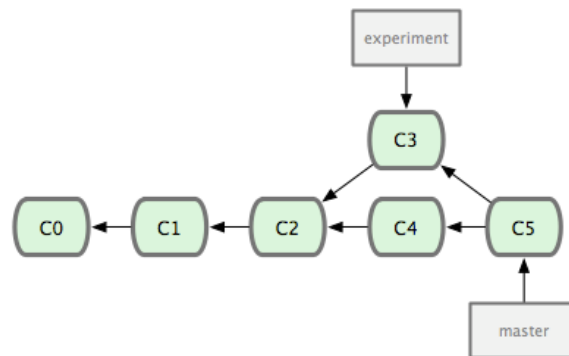
<b>Version A</b> <pre>class Cat &lt; ActiveRecord::Base end</pre>	<b>Version B</b> <pre>class Cat &lt; ActiveRecord::Base   validates :pet_name, length: { maximum: 30 } end</pre>
<b>Version C</b> <pre>class Cat &lt; ActiveRecord::Base   validates :pet_name, length: { maximum: 60 } end</pre>	<b>Version D</b> <pre>class Cat &lt; ActiveRecord::Base &lt;&lt;&lt;&lt;&lt;&lt; HEAD   validates :pet_name, length: { maximum: 60 } =====   validates :pet_name, length: { maximum: 30 } &gt;&gt;&gt;&gt;&gt;&gt; alice-branch end</pre>

Now, imagine the following scenario. Alice and Bob are using GitHub to collaborate on a Rails project. They both are working in parallel on Version A of *cat.rb*. Each modifies the file *cat.rb* as follows: Alice changes it to be Version B, whereas Bob changes it to be Version C (note the difference in length maximum).

Bob commits his changes first, and pushes them to the GitHub repo. Then, Alice commits her changes.

1. Which one of the following would happen if Alice next did a Git **push**?
  - a. Her commit would be added to the GitHub repo, making the current version in GitHub be Version B
  - b. Her commit would be merged with Bob's in the GitHub repo, making the current version in GitHub be Version D
  - c. Her push would be rejected, leaving the current version in GitHub as Version C
  - d. Her push would be rejected, leaving GitHub unchanged, and Bob's code would be downloaded and merged into her working directory, making her working copy Version D
  - e. None of the above
2. Which one of the following would happen if Alice instead did a Git **pull**?
  - a. Her pull would be rejected, leaving her working directory with Version B of *cat.rb*
  - b. Her working directory would be updated to have Version C of *cat.rb*
  - c. Her working directory would be updated to have Version D of *cat.rb*
  - d. The GitHub repo would be updated to have Version B of *cat.rb*
  - e. None of the above

Consider this Git repo.



3. Why does the C5 commit node point at both C3 and C4?
- Because C5 was created by merging data from C3 and C4
  - Because C3 and C4 were each created by modifying data from C5
  - This example is invalid: The node to which “experiment” directly points (C3) should not be reachable from the node to which “master” directly points (C5)
  - This example is invalid: C5 should never point at both C3 and C4
  - None of the above

**Solutions:**

1. c

2. c

3. a

**Problem:**

What type of system is Git? Describe three software engineering problems Git helps you solve.

**Solution:**

Git is a version control system.

Here are three problems it helps you solve:

- Undoing changes or reverting to older versions
- Multiple developers collaboratively modifying a code base in parallel.
- Developing multiple versions of a system in parallel. For example, you might be maintaining a release version while also working on an experimental new version.

(There may be more acceptable answers than just these three.)



## Problems:

Consider the following list of Git commands:

- |                            |                              |
|----------------------------|------------------------------|
| a) <code>git init</code>   | f) <code>git branch</code>   |
| b) <code>git push</code>   | g) <code>git clone</code>    |
| c) <code>git add</code>    | h) <code>git checkout</code> |
| d) <code>git merge</code>  | i) <code>git status</code>   |
| e) <code>git commit</code> | j) <code>git pull</code>     |

Alice is working on a collaborative software project with a team of seven other developers. The project is an airline-booking web app called *FlyMe*. The code for the project is housed in a GitHub repo. All work for the project is being done on the “master” branch (no other branches). Alice has been helping on the project for a while, and has a local copy of the repo and a working directory on her computer.

1. Alice has just edited the web-app code on the master branch to add a feature that enables users to request window or aisle seats when they book flights. She wants to save these changes in her local repo. Which command(s) from the above list should she run next?
2. Having saved the changes in her local repo, Alice now wants to share them with the rest of the team by uploading them to the GitHub repo. Which command(s) from the above list should she run next?

When she runs the command(s), she gets this message (with words that give away the answers hidden):

```
To https://github.com/.../flyme.git
! [rejected]          master -> master (fetch first)
error: failed to ████ some refs to 'https://github.com/.../flyme.git'
hint: Updates were rejected because the remote contains work that you do
hint: not have locally. This is usually caused by another repository ████ing
hint: to the same ref. You may want to first integrate the remote changes
hint: (e.g., 'git ████ ...') before ████ing again.
hint: See the 'Note about fast-forwards' in 'git ████ --help' for details.
```

3. Alice wants to resolve this issue, so she can upload her changes. Which (one) command from the above list should she run next?

**Solutions:**

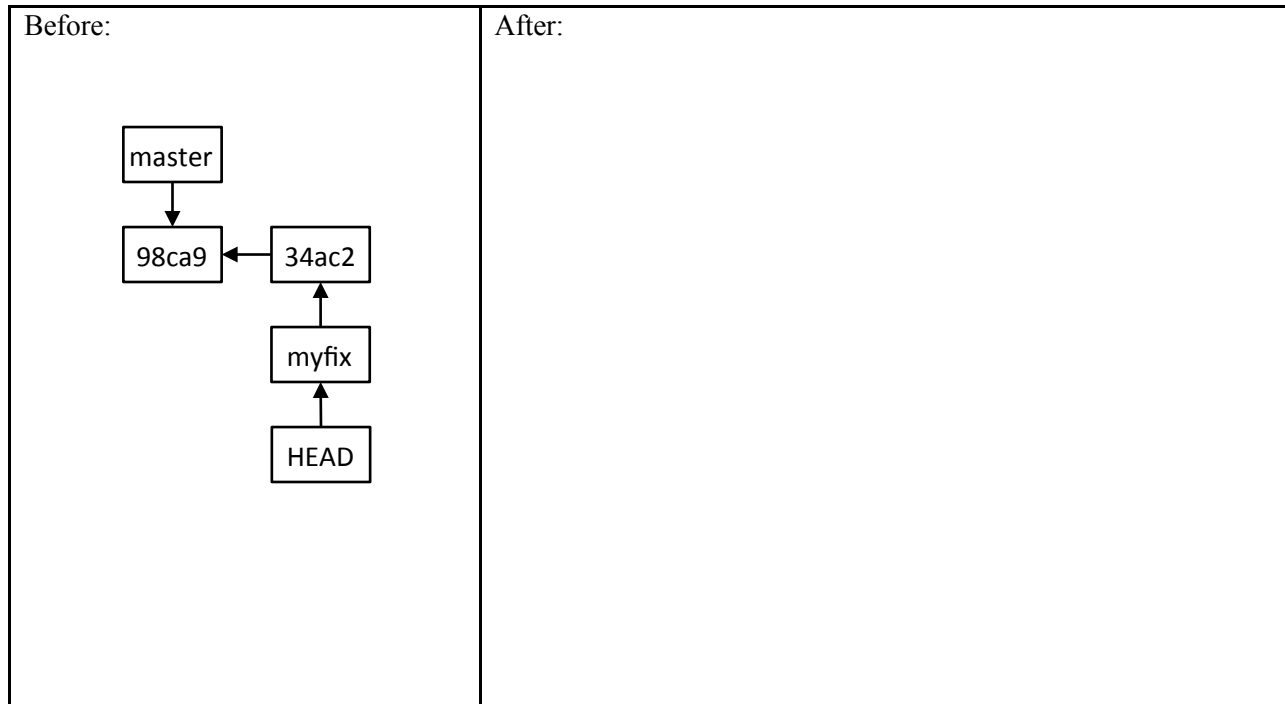
1. c, e

2. b

3. j

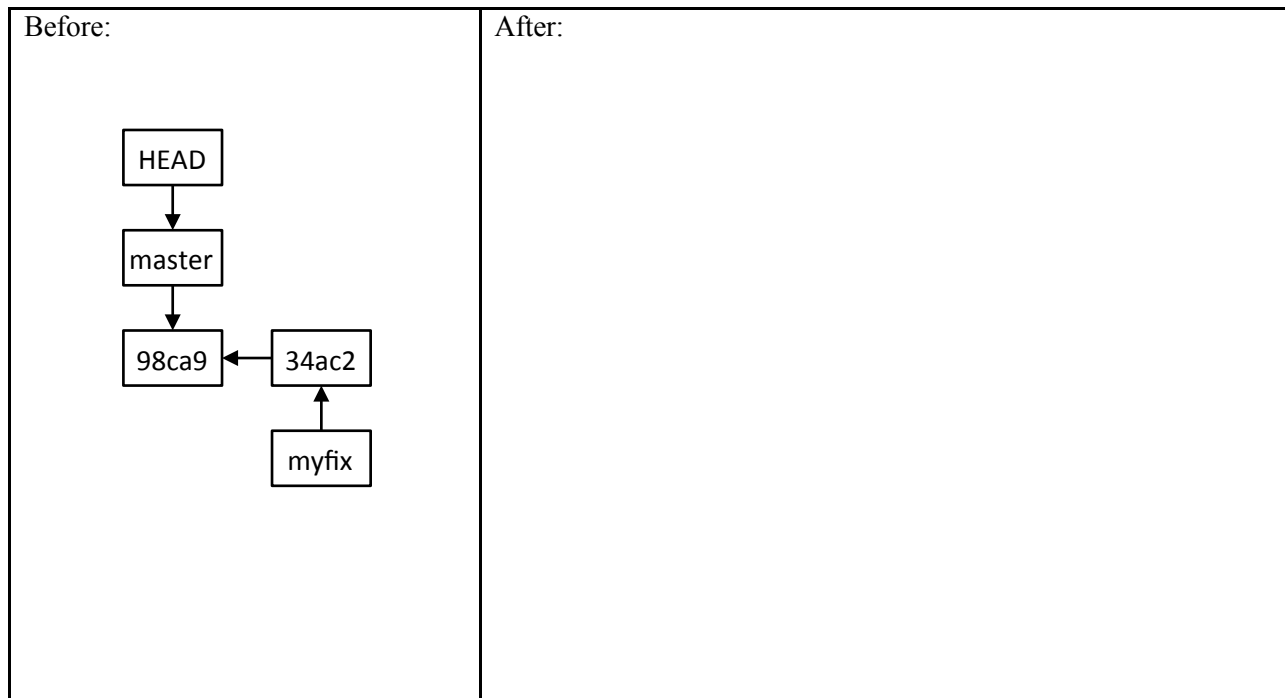
**Problems:**

Draw the state of the pictured repository after a Git **commit** operation (make up a hash).



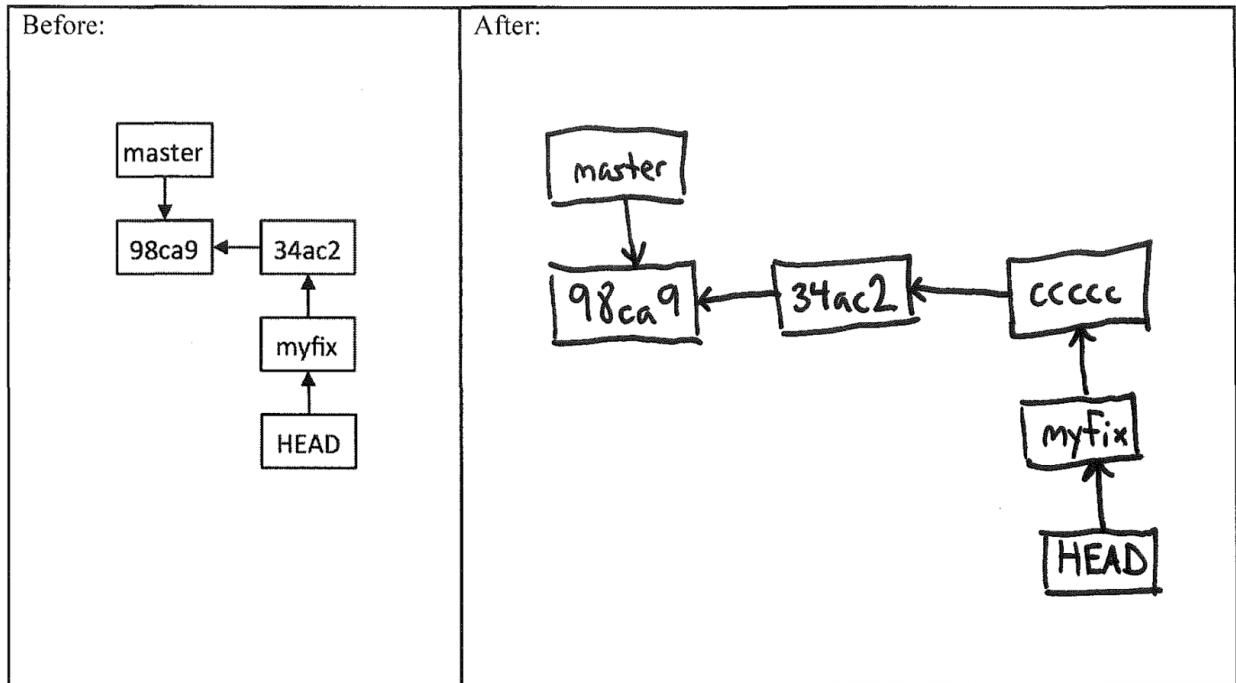
Draw the state of the pictured repository after running the following command.

`git merge myfix`



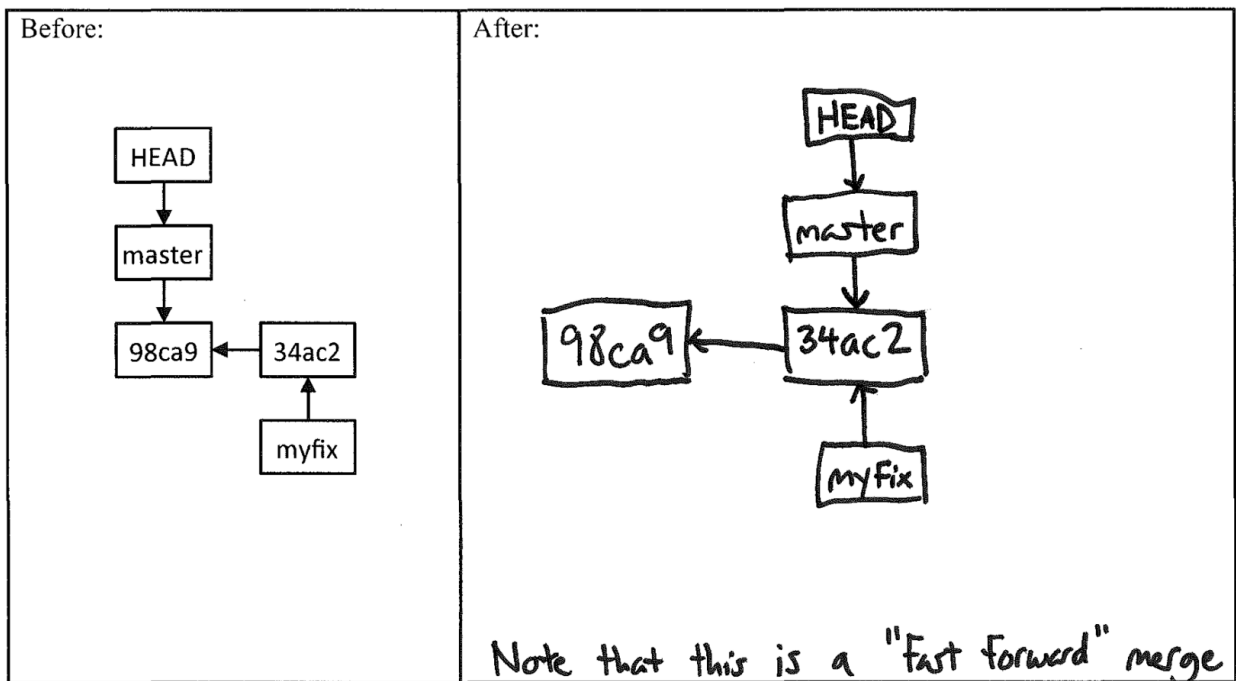
**Solutions:**

Draw the state of the pictured repository after a Git **commit** operation (make up a hash).



Draw the state of the pictured repository after running the following command.

`git merge myfix`



## Problems:

Consider the following list of Git commands:

- |                            |                              |
|----------------------------|------------------------------|
| a) <code>git init</code>   | f) <code>git branch</code>   |
| b) <code>git push</code>   | g) <code>git clone</code>    |
| c) <code>git add</code>    | h) <code>git checkout</code> |
| d) <code>git merge</code>  | i) <code>git status</code>   |
| e) <code>git commit</code> | j) <code>git pull</code>     |

Giada has just joined a team of developers collaboratively working on a restaurant management web app called *DineOh*. The code for the project is housed in a GitHub repo. All work for the project is being done on the “master” branch (no other branches).

1. Giada wants to get a local copy of the code and repo, so she can begin contributing to the project. Which command(s) from the above list should she run?
2. Giada does some work on the project, but then, she is suddenly called upon to fix a critical bug in another project. She is distracted by this debugging task for a couple days. When she finally returns to the DineOh project, she cannot remember if she saved her edits to the local repo. Which command(s) from the above list should she run to determine whether or not she saved her edits?
3. The command tells her that she had only edited the files, but not run any other Git commands since doing so. Which command(s) from the above list should she run to save her edits to the local repo?
4. Having saved to her local repo, she would now like to share her work with the rest of the team (via GitHub). Which command(s) from the above list should she run?

When she runs the command(s), she gets this message (with words that give away the answers hidden):

```
To https://github.com/.../dineoh.git
! [rejected]          master -> master (fetch first)
error: failed to ████ some refs to 'https://github.com/.../dineoh.git'
hint: Updates were rejected because the remote contains work that you do
hint: not have locally. This is usually caused by another repository ████ing
hint: to the same ref. You may want to first integrate the remote changes
hint: (e.g., 'git ████ ...') before ████ing again.
hint: See the 'Note about fast-forwards' in 'git ████ --help' for details.
```

5. Giada wants to resolve this issue, so she can upload her changes. Which (one) command from the above list should she run next?

**Solutions:**

1. g

2. i

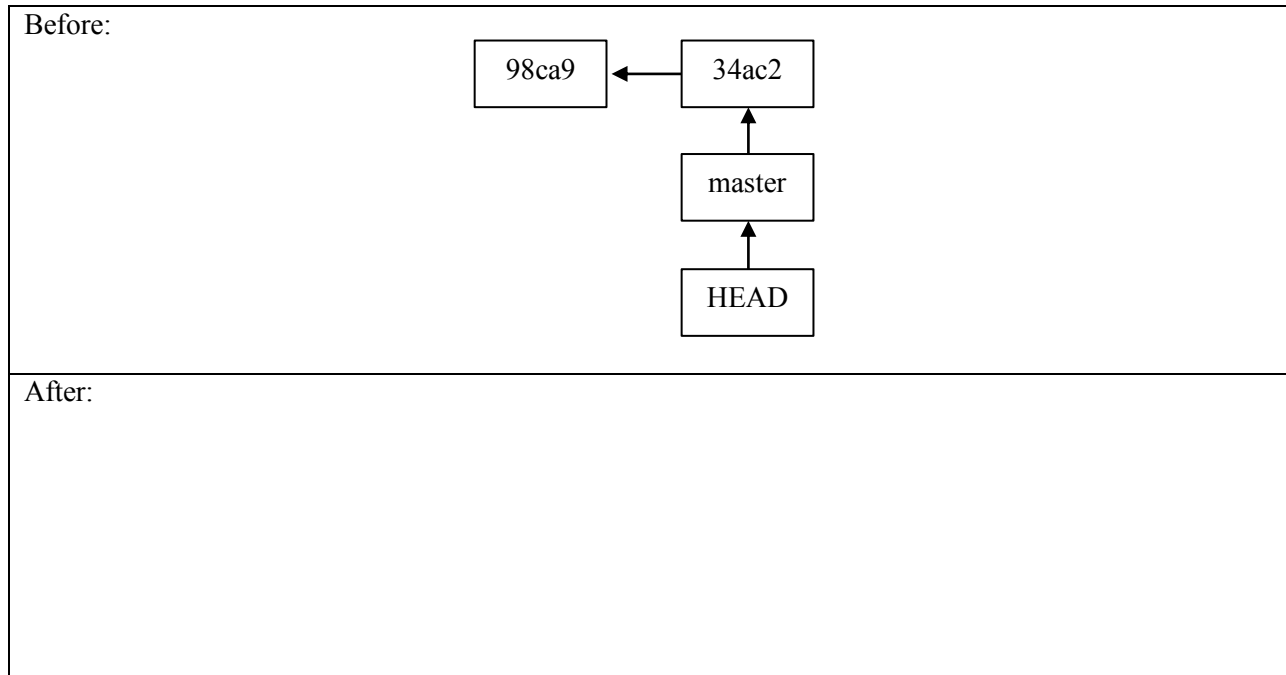
3. c, e

4. b

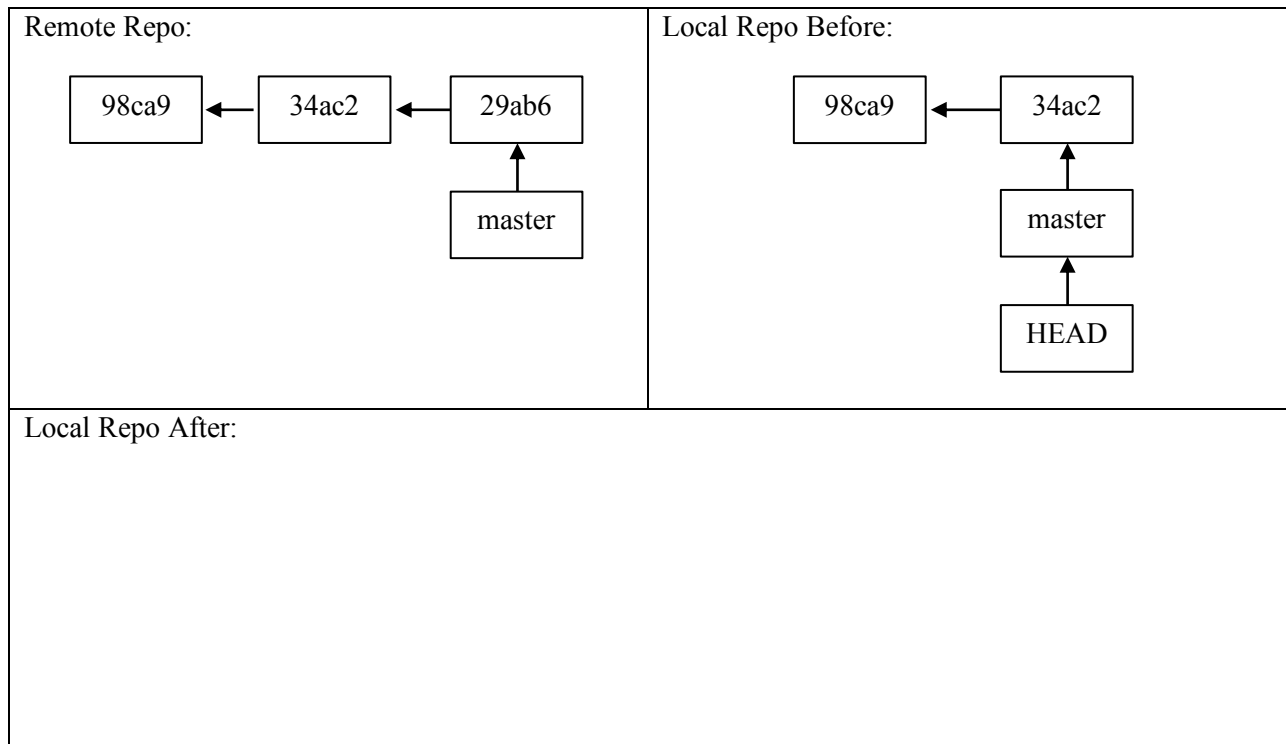
5. j

**Problems:**

1. Draw the state of the pictured repository after a Git **commit** operation (make up a hash).

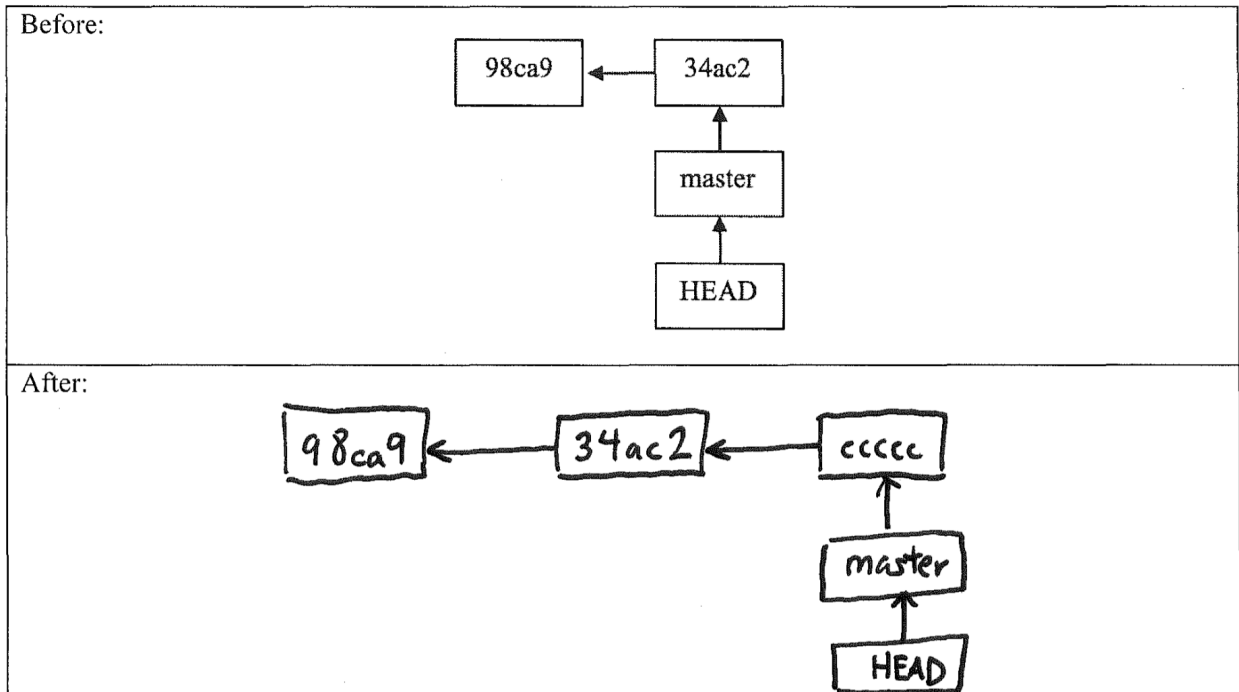


2. Draw the state of the local repository after a Git **pull** operation.

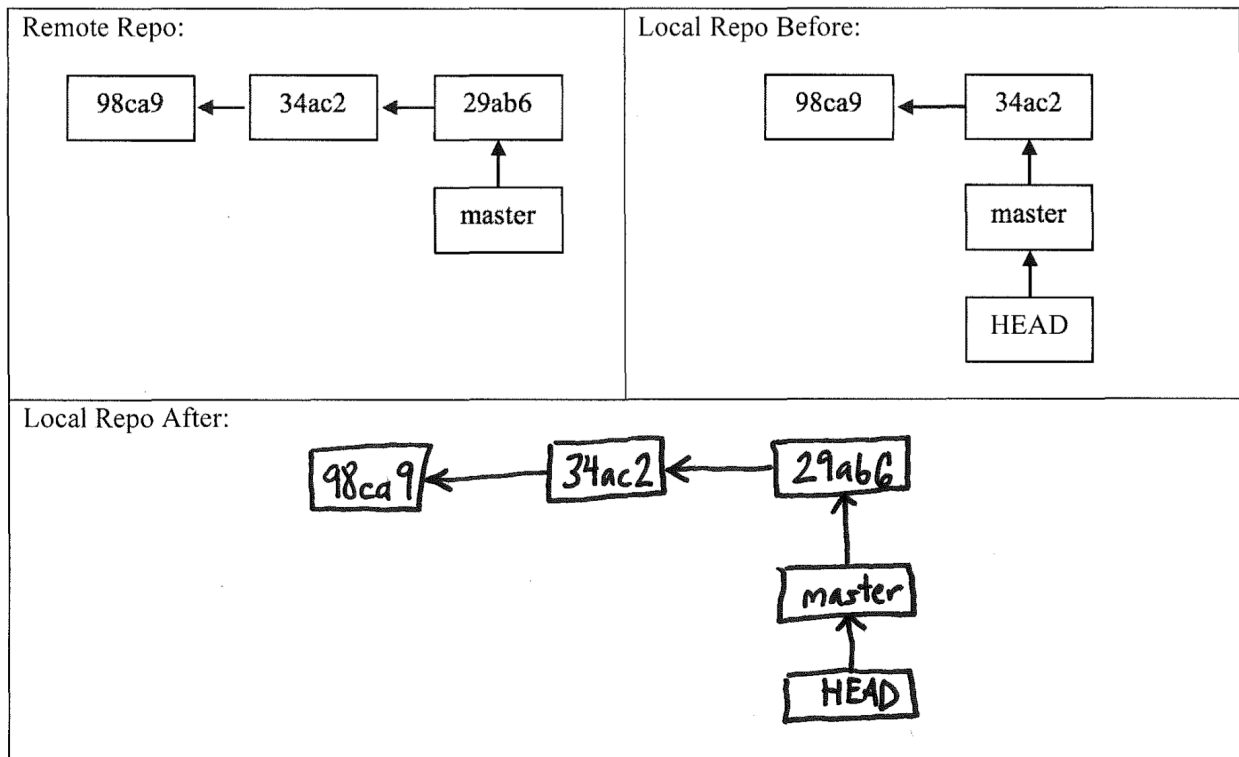


**Solutions:**

1.



2.





## Problems:

Consider the following list of Git commands:

- |                            |                              |
|----------------------------|------------------------------|
| a) <code>git init</code>   | f) <code>git branch</code>   |
| b) <code>git push</code>   | g) <code>git clone</code>    |
| c) <code>git add</code>    | h) <code>git checkout</code> |
| d) <code>git merge</code>  | i) <code>git status</code>   |
| e) <code>git commit</code> | j) <code>git pull</code>     |

Bonita has just joined a team of developers collaboratively working on a real estate sales web app called *ProperProperty*. The code for the project is housed in a GitHub repo. All work for the project is being done on the “master” branch (no other branches).

1. Bonita wants to get a local copy of the code and repo, so she can begin contributing to the project. Which command(s) from the above list should she run?
2. She makes some changes to the code. Which command(s) from the above list should she run to save her edits to the local repo?
3. Having saved to her local repo, she would now like to share her work with the rest of the team (via GitHub). Which command(s) from the above list should she run?

When she runs the command(s), she gets this message (with words that give away the answers hidden):

```
To https://github.com/.../dineoh.git
! [rejected]        master -> master (fetch first)
error: failed to push some refs to 'https://github.com/.../dineoh.git'
hint: Updates were rejected because the remote contains work that you do
hint: not have locally. This is usually caused by another repository pushing
hint: to the same ref. You may want to first integrate the remote changes
hint: (e.g., 'git pull --rebase') before pushing again.
hint: See the 'Note about fast-forwards' in 'git pull --help' for details.
```

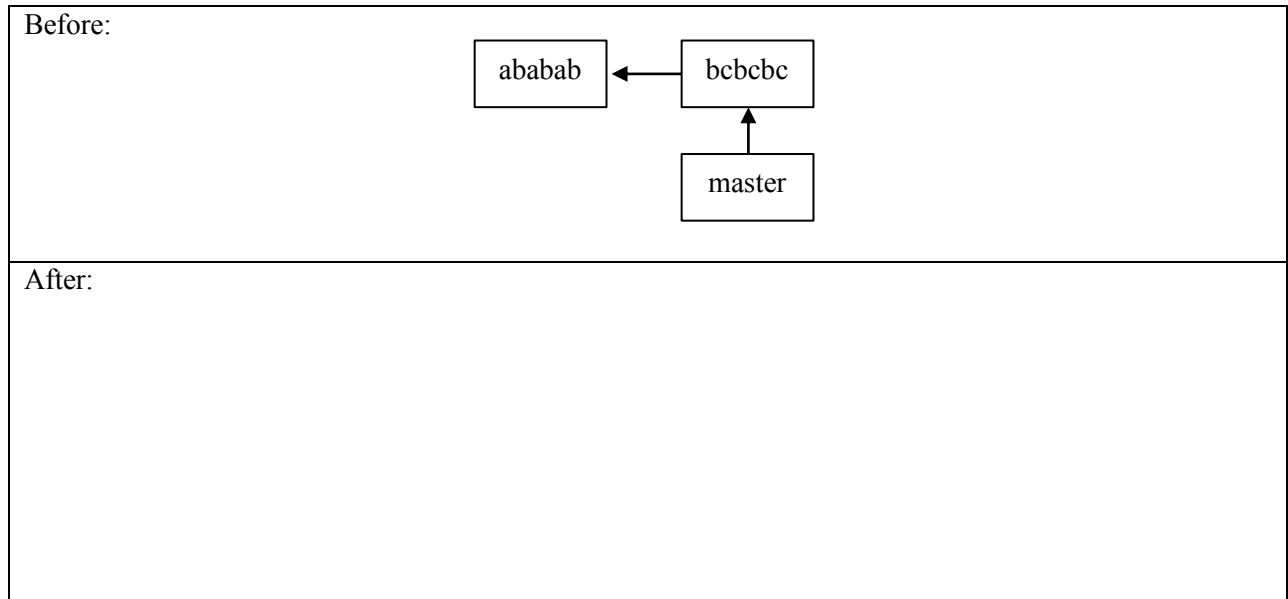
4. Bonita wants to resolve this issue, so she can upload her changes. Which (one) command from the above list should she run next?
5. The command completes with no conflicts. What command(s) should Bonita run to at last share her work with the rest of the team?

**Solutions:**

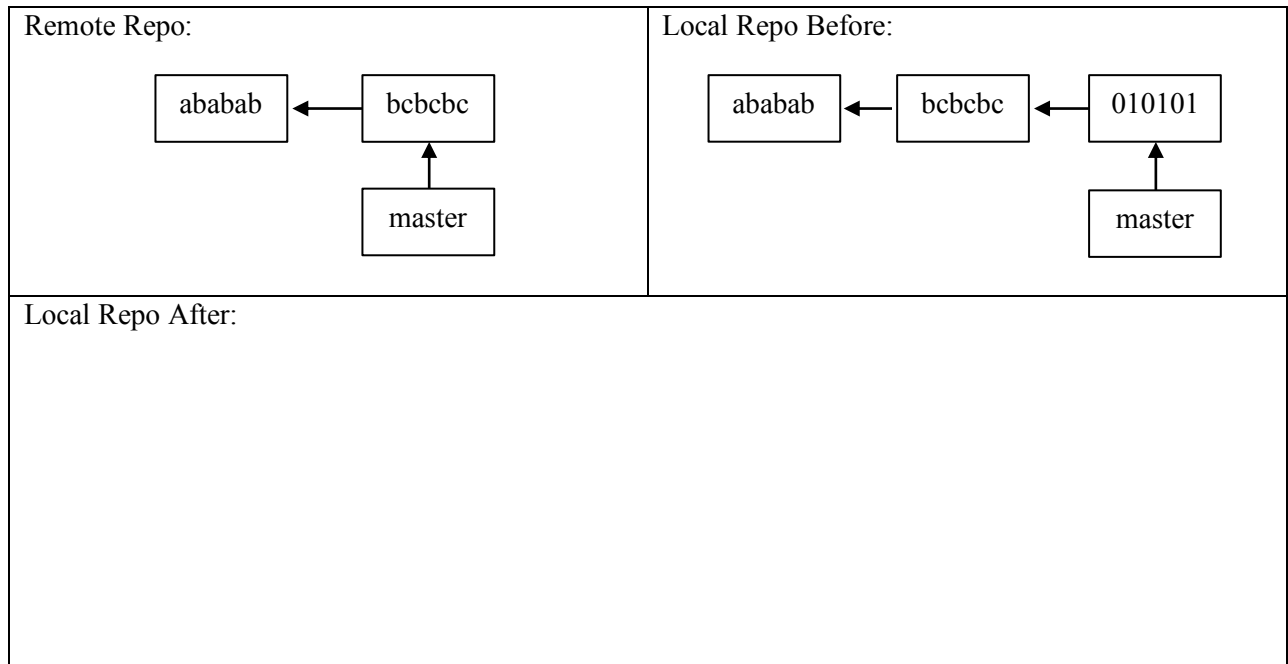
1. g
2. c, e
3. b
4. j
5. b (would also accept c, e, b)

**Problems:**

1. Draw the state of the pictured repository after a Git **commit** operation (call your hash *cdcdcd*).

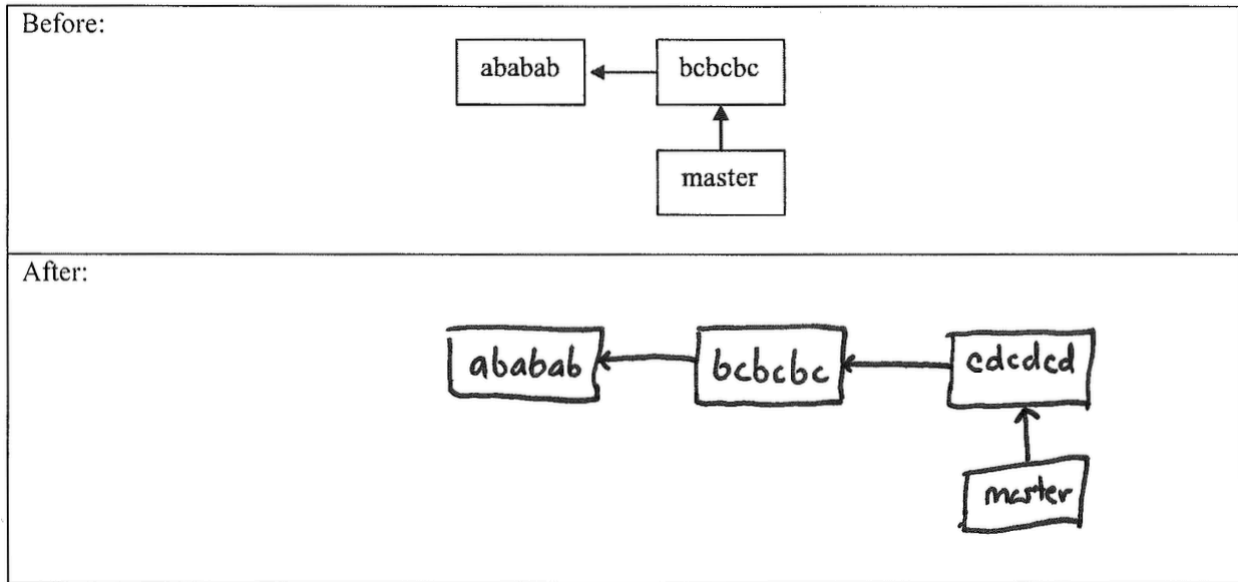


2. Draw the state of the local repository after a Git **pull** operation.

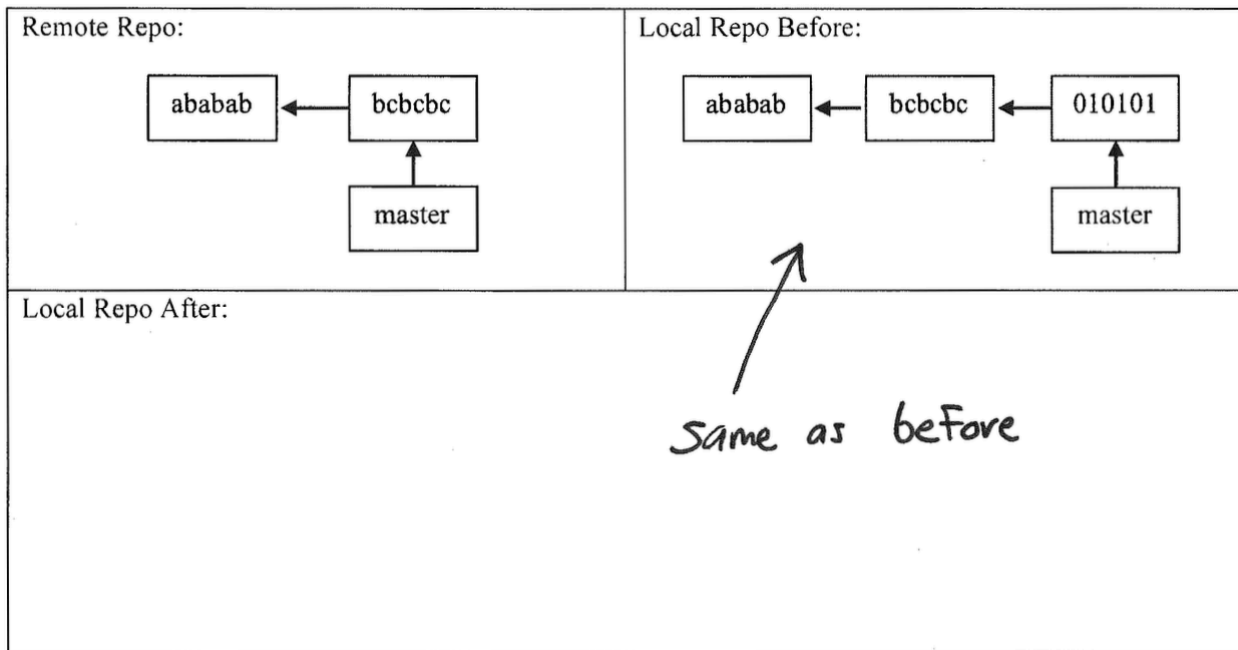


**Solutions:**

1.



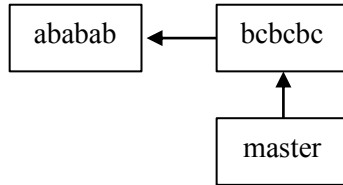
2.



**Problem:**

Assuming that you have the latest version of the master branch checked out, draw the state of the local repository after running this command: `git branch hotfix`

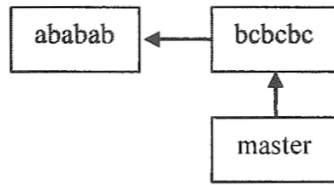
Before:



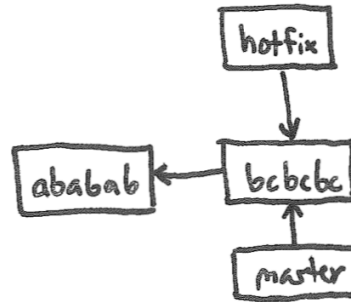
After:

**Solution:**

Before:



After:





**Solutions:**

1.

Distributed Version Control System

2.

(1) Recovering older versions

(2) Developing multiple versions in parallel

(3) Merging changes made by collaborators working in parallel



**Problem:**

Consider the following list of Git commands:

- |                              |                           |
|------------------------------|---------------------------|
| a) <code>git commit</code>   | f) <code>git push</code>  |
| b) <code>git branch</code>   | g) <code>git merge</code> |
| c) <code>git status</code>   | h) <code>git pull</code>  |
| d) <code>git clone</code>    | i) <code>git init</code>  |
| e) <code>git checkout</code> | j) <code>git add</code>   |

Ruchi has just joined a team of developers collaboratively working on a fashion advice web app called *GetDressedRight*. The code for the project is housed in a GitHub repo. All work for the project is being done on the “master” branch (no other branches).

1. Ruchi wants to get a local copy of the code and repo, so she can begin contributing to the project. Which command(s) from the above list should she run?
2. She makes some changes to the code. Which command(s) from the above list should she run to save her edits to the local repo?
3. Having saved to her local repo, she would now like to share her work with the rest of the team (via GitHub). Which command(s) from the above list should she run?

When she runs the command(s), she gets this message (with words that give away the answers hidden):

```
To https://github.com/.../getdressedright.git
! [rejected]        master -> master (fetch first)
error: failed to push some refs to 'https://github.com/.../getdressedright.git'
hint: Updates were rejected because the remote contains work that you do
hint: not have locally. This is usually caused by another repository pushing
hint: to the same ref. You may want to first integrate the remote changes
hint: (e.g., 'git pull --rebase') before pushing again.
hint: See the 'Note about fast-forwards' in 'git pull --help' for details.
```

4. Ruchi wants to resolve this issue, so she can upload her changes. Which (one) command from the above list should she run next?
5. The command completes with no conflicts. What command(s) should Ruchi run to at last share her work with the rest of the team?
6. If Ruchi wanted to look at a previous version of the code, which command would she use?

**Solution:**

1. d

2. j, a

3. f

4. h

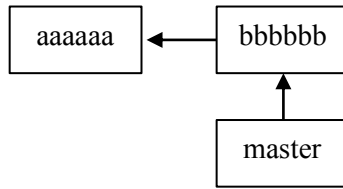
5. f

6. e

**Problem:**

Draw the state of the pictured repository after a Git **commit** operation (call your hash *cccccc*).

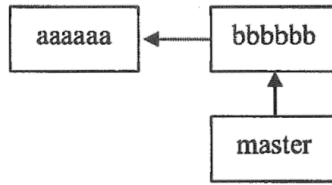
Before:



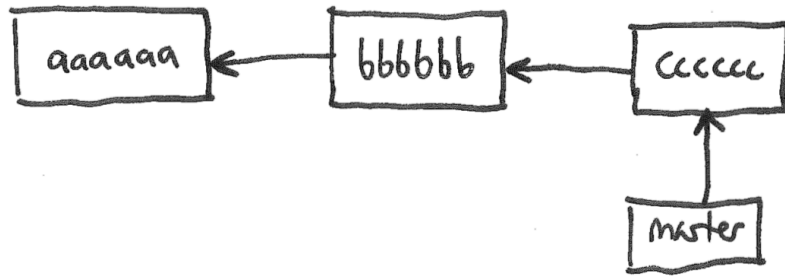
After:

**Solution:**

Before:

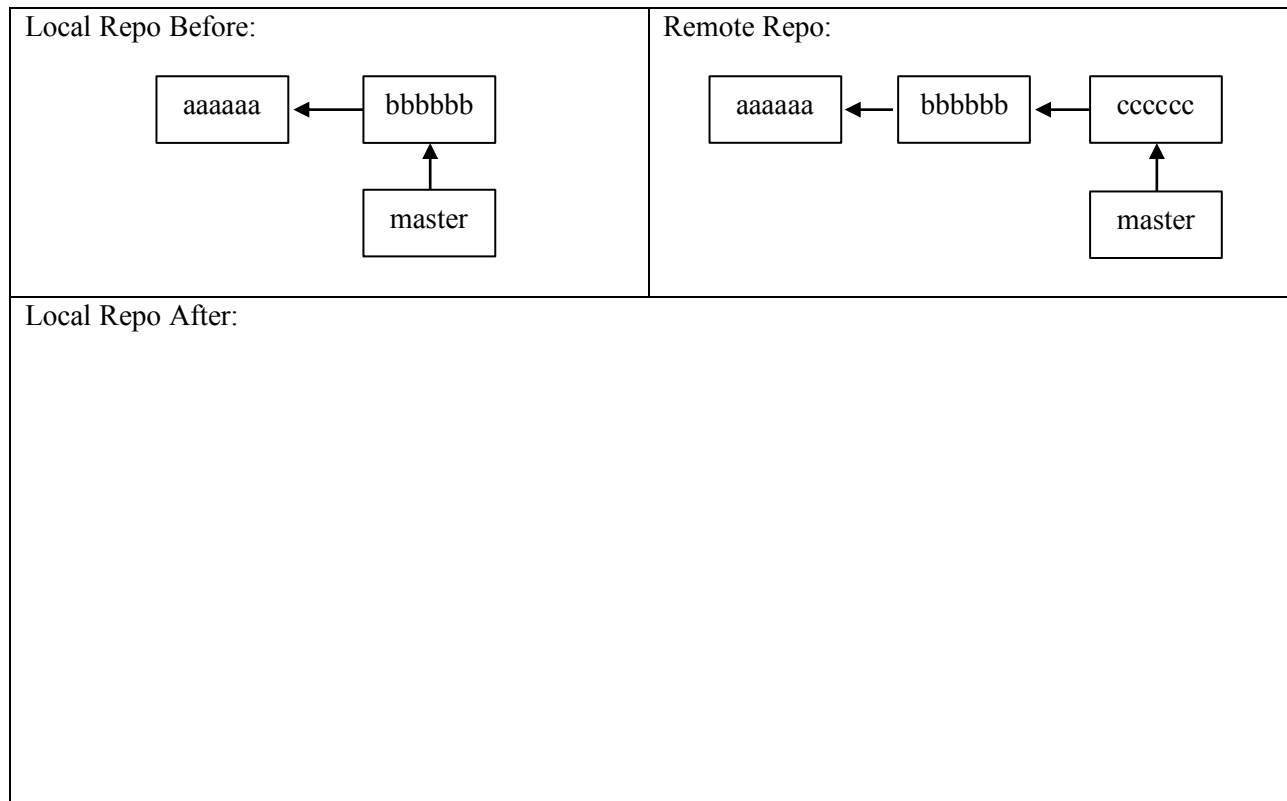


After:



**Problem:**

Draw the state of the local repository after a Git **pull** operation.



**Solution:**

